

Leg & Wheel Docks : Heavy Duty Galvanized Steel Truss Frames

Designed for exposed sites and rough water conditions, our heavy duty steel truss leg and wheel docks are incomparable for strength and durability. The heavy duty truss frame allows water to pass through the frame in heavy wind and wave locations.



Heavy Duty Steel Truss Leg & Wheel Docks

- Designed for exposed sites
- Heavy duty 9" galvanized steel truss frame with adjustable leg stanchions built into the frame
- Available in 4 foot and 6 foot widths
- Removable decking in Cedar or WearDeck™
- Ipe hardwood decking option also available



see details on page 3



Docks in a "T-shape" configuration with WearDeck™ decking in Weatherwood.



Lower access platform for paddlesports and swimming (see p. 14).



Lake Bomoseen, VT

Leg & Wheel Docks : Heavy Duty Galvanized Steel Truss Frames



Galvanized steel truss wheel docks with cedar decking and 10,000 lb. vertical boat lift.



4' x 16' wheel dock with "L"






2' x 10' standard duty catwalk for easy dock access.



Docks in a "U-shape" configuration with 6,000 lb. vertical boat lift.



Heavy duty galvanized steel truss leg docks with optional IPE decking upgrade.



Steel truss leg docks for a site with little shoreline and restrictions on distance into the water. Shown with our aluminum stairs (see pages 20-23).

Vermontville, NY

Leg & Wheel Docks : Heavy Duty Galvanized Steel Truss Frames



Steel truss leg docks with cedar decking and 6,000 lb. Vertical Boat Lift. The dock sections "ramp down" because this site has seasonal water level fluctuation.

Lake Champlain, VT

Shallow Water Stairs (p. 19)



Aluminum Stairs (pp. 20-23)



Lower Access Platform and Aluminum Ladder (p. 14)



Vertical Fenders (pp. 10-11)





4' x 10' Leg Dock
with removable deck panels



4' x 16' Wheel Dock
with removable deck panels



Heavy Duty Galvanized Steel Truss Leg & Wheel Docks

See decking and color choices on page 8.

Stock Size	Weight*	CEDAR	WEARDECK™
		Price	Price
LEG DOCKS			
4' x 8'	100 lbs.	\$1,275	\$1,535
4' x 10'	115 lbs.	\$1,385	\$1,690
6' x 8'	125 lbs.	\$1,665	\$1,985
6' x 10'	145 lbs.	\$1,760	\$2,185
2' x 10' catwalk (std duty**)	75 lbs.	\$735	\$885
3' x 3' triangle corner	19 lbs.	\$450	\$490
WHEEL DOCKS			
4' x 16'	208 lbs.	\$2,755	\$3,210
6' x 16'	265 lbs.	\$3,105	\$3,740
4' x 16' with 4' x 8' L	316 lbs.	\$4,060	\$4,734
6' x 16' with 4' x 8' L	373 lbs.	\$4,425	\$5,230

Dock pricing includes frame and removable decking. Wheel dock pricing includes (1) pair of wheels and axle assembly. The necessary assembly components are sold separately. *Weights for docks do not include the decking. **Catwalk shown on page 39, top left.

Assembly Components

Connecting Brackets

each connection requires (4)

End-to-end: **\$19/ea**

Side-by-side: **\$19/ea**

Catwalk (3"): **\$16/ea**

catwalk requires (2)
3" brackets & (2) truss
end-to-end brackets



Safety Cap for 1 1/2" pipe

\$5.75 each


Galvanized Pipe 1-1/2"

cut to length pending
water depth

\$9.50 per foot

Footpad (galvanized steel)

\$50 each



Dock Panel Securing Cord

\$6 pack of 4



Cross Braces (optional)

stabilizes docks
in deeper water

4 foot: \$200

6 foot: \$210

8 foot: \$220

10 foot: \$230



Size based on distance between support pipe.

Options & Accessories : Decking Choices

Choosing the decking for your new dock system is an important choice, and there are many factors to consider, including maintenance, longevity, color, cost and personal style-preferences.



NATURAL CEDAR

Cedar is a natural decking option that is naturally resistant to decay and insects. We use STK Western Red Cedar (Select Tight Knot Grade or Number 2). It is generally regarded as a high-quality choice for cedar, and any knots present are sound encased and tight. The wood is generally straight-grained and has a uniform, but rather coarse texture.

CONS: Over time, cedar will absorb moisture and weather to a soft silvery gray unless sealed with a preserving stain.



ALUMINUM

Aluminum resists the growth of mold and mildew and won't rust, rot, split or stain. This painted then baked beige finish eliminates glare from the aluminum. The non-slip, rigid, surface is low-maintenance and cool to the touch. Color is Sherman Williams Beige.

CONS: Can sound metallic when walking on it, especially on our docks with removable panels.



SURE-STEP

Sure-Step is a slip-resistant, polypropylene surface that allows water and sunlight through to help conserve the underwater ecosystem. Preferred option for dock structures that are situated close to the water so waves will pass through the decking, adding minimal resistance. Color: Grey.


CONS: Only available in certain dimensions, so may not be a viable option for many applications.

Sure-Step is only available on our Standard Duty Aluminum Leg & Wheel Docks





WEARDECK™

WearDeck™ is a high density polyethylene resin with UV inhibitors. It is rated for ground and underwater contact and will not support mold or mildew growth. WearDeck's 5/4" thick deck board is rated to span joists 24" on center with the highest live load capacity in the industry. Made in the USA and offers a limited lifetime residential warranty and 25 year commercial warranty. Stocked in 3 colors, with special order colors available. **CONS:** Not a natural wood. **Barefoot Collection**  The colors of the Barefoot Collection (A) Barefoot Grey and (B) Barefoot Sand reflect the sun's rays off the surface of the board and reduce surface temperature by at least 30%.



STOCKED COLORS

(A) BAREFOOT GRAY

(B) BAREFOOT SAND

(C) WEATHERWOOD



SPECIAL ORDER COLORS please inquire for pricing and lead times

(D) WHITE

(E) CEDAR

(F) SADDLE

(G) GRAY

(H) SAND



IPE HARDWOOD

Ipe is extremely hard, very durable and naturally resistant to rot and insects. Ipe's strong, resilient properties make it an excellent material choice for marine applications. Please inquire for pricing and lead times.

CONS: Due to the density of Ipe, it is heavy and hard to drill and cut, therefore more labor intensive than working with other decking materials. It is also a natural wood, therefore there will be inconsistencies with regard to color, weathering and texture.



All our products are
proudly made in the USA

The
Dock Doctors
LLC
Waterfront Specialists



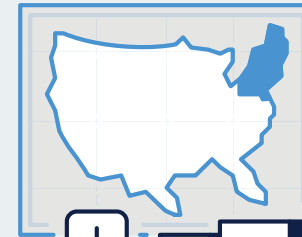
**Manufacturing Facility &
Vermont Year-Round Showroom**




Warehouse & Distribution

Factory Direct

from our door to yours



*Local delivery &
installation available
throughout the
Northeast*



*Nationwide Shipping
USPS, UPS & Freight*



800-870-6756

www.thedockdoctors.com

info@thedockdoctors.com

Pricing Disclaimer – Printed pricing throughout this catalog and our website are subject to change due to the fluctuation of raw materials, fuel and other manufacturing costs.



Look for the truck for products that qualify for free delivery* or pickup & save**!



Free Delivery*

our trucks deliver curbside* to your site

Minimum Purchase <i>not including sales tax</i>	Free Delivery <i>from Ferrisburgh, VT</i>	Delivery Charge <i>over the free mile range</i>
\$2,000	25 miles	\$4 / mile*
\$4,000	50 miles	\$4 / mile*
\$6,000	100 miles	\$4 / mile*
\$8,000	150 miles	\$4 / mile**
\$10,000	200 miles	\$4 / mile**

OR



Pick Up & Save**

we will pay you to pickup!

Minimum Purchase <i>not including sales tax</i>	Pickup Discount <i>based on minimum purchase amount</i>
\$2,000	\$75.00**
\$4,000	\$150.00**
\$6,000	\$300.00**
\$8,000	\$450.00**
\$10,000	\$600.00**

*** Free Curbside Delivery Terms & Conditions:** 1. Curbside delivery definition: We will back up as close as we can with our vehicle to your installation site and off-load your product. We cannot carry your product further than the side/rear of our truck/trailer. Our delivery vehicles cannot go off of approved driveway surfaces (ie on grass, etc.). 2. Free delivery available on The Dock Doctors® Stock Products only. Please see chart above for minimum purchase amounts to qualify for free delivery. Free delivery does not apply to Rowing or Paddle Docks or Ultimate Boat Lifts. 3. Boat Lifts, canopies & accessories – free delivery applies to products in stock only. 4. If you want your product installed, please inquire on rates for this service – free delivery does not apply. 5. Additional fees apply for wide loads (assembled boat lifts) & ferry charges, if needed. 6. Purchases under \$2,000 are subject to a \$4.00 per mile one way charge from Ferrisburgh, VT. A ground shipping method/charge by another source such as Common Carrier or UPS may be more feasible depending on product purchased. 7. † Due to regulations for hourly driving restrictions by the Federal Motor Carrier there may be an additional fee applicable to deliveries 200 miles or over for overnight charges. 8. Large loads may require assistance on site to off-load. **** Pickup & Save Conditions:** 1. Applies to pickup at our Ferrisburgh, Vermont warehouse, arranged by the customer. 2. Available on The Dock Doctors® Stock Products only. Please see chart above right for minimum purchase amounts to qualify for pickup and save. Does not apply to Rowing or Paddle Docks or Ultimate Boat Lifts. 3. Boat Lifts, canopies & accessories – pickup and save applies to products in stock only.