

Leg & Wheel Docks : Mega Duty Galvanized Steel Truss Frames

Designed for use in rough and deep water applications, our mega duty steel truss leg and wheel docks feature taller frames, longer and wider sections, and larger diameter upright supports than our heavy duty steel truss dock systems. Available in two sizes (or contact us for custom dock size options).




Mega Duty Steel Truss Leg & Wheel Docks

- Designed for use in rough & deep water applications
- 11" tall galvanized steel truss frame
- 3" diameter upright supports
- Stocked in 6' x 20' & 8' x 20' sizes (custom sizes available)
- Adjustable leg stanchions built into the dock frame
- Removable decking in Cedar or WearDeck™
- Ipe hardwood decking option also available



see details on page 3



*Designed for
rough and deep
water sites.*

Lake Champlain, VT

Leg & Wheel Docks : Mega Duty Galvanized Steel Truss Frames



Our Mega dock in a U-shaped configuration to create a boat slip. Shown with optional skirt boards to camouflage the steel truss frame and vertical fenders (see D on page 11). WearDeck™ decking in Saddle.

Lake George, NY



Dock frames being manufactured in our Vermont Facility.



Delivery of a mega dock system & boat lift to an island site.



Mega dock system being installed by one of our crews.



Mega Duty dock system, accessed by our custom steel stairs and shoreside platform, which provides deck space on this steep shoreline (*see our Custom Catalog*).



WearDeck™ decking in Weatherwood.

Leg & Wheel Docks : Mega Duty Galvanized Steel Truss Frames



3' x 24' aluminum gangway (see page 53)



Mega Docks in a U-shape to create a boat slip. Custom aluminum canopy mounts and Sunbrella canopy in Forest Green.








6' x 20' Mega Duty Leg Dock
with removable deck panels



Mega Duty Galvanized Steel Truss Leg & Wheel Docks

See decking and color choices on page 8.

		<div>CEDAR</div> 	<div>WEARDECK™</div> 	<div>IPE HARDWOOD</div>  <div>available as a special order</div>
Stock Size	Weight*	Price	Price	Price
LEG DOCKS				
6' x 20'	418 lbs.	\$5,365	\$6,080	<i>please call</i>
8' x 20'	490 lbs.	\$7,180	\$8,210	<i>please call</i>
WHEEL KITS				
for 6' wide docks	\$629			
for 8' wide docks	\$649			

Dock pricing includes frame and removable decking. Wheel dock pricing includes (2) pairs of wheels and axle assembly. The necessary assembly components are sold separately. *Weights for docks do not include the decking.

Assembly Components

Connecting Brackets
each connection requires (4)
\$35 each



Safety Cap for 3" pipe
\$7.25 each



Galvanized Pipe 3"
cut to length pending water depth
\$18.00 per foot



Footpad (galvanized steel)
\$66 each

Dock Panel Securing Cord
\$6 pack of 4



Cross Braces (not shown)
stabilizes docks in deeper water
6' wide docks: \$235
8' wide docks: \$245



Mega Dock Adjustment Kit
adjust the level of your dock with this kit that slides over the 3" leg pipe
\$589 per pair

Options & Accessories : Decking Choices

Choosing the decking for your new dock system is an important choice, and there are many factors to consider, including maintenance, longevity, color, cost and personal style-preferences.



NATURAL CEDAR

Cedar is a natural decking option that is naturally resistant to decay and insects. We use STK Western Red Cedar (Select Tight Knot Grade or Number 2). It is generally regarded as a high-quality choice for cedar, and any knots present are sound encased and tight. The wood is generally straight-grained and has a uniform, but rather coarse texture.

CONS: Over time, cedar will absorb moisture and weather to a soft silvery gray unless sealed with a preserving stain.



ALUMINUM

Aluminum resists the growth of mold and mildew and won't rust, rot, split or stain. This painted then baked beige finish eliminates glare from the aluminum. The non-slip, rigid, surface is low-maintenance and cool to the touch. Color is Sherman Williams Beige.

CONS: Can sound metallic when walking on it, especially on our docks with removable panels.



SURE-STEP

Sure-Step is a slip-resistant, polypropylene surface that allows water and sunlight through to help conserve the underwater ecosystem. Preferred option for dock structures that are situated close to the water so waves will pass through the decking, adding minimal resistance. Color: Grey.


CONS: Only available in certain dimensions, so may not be a viable option for many applications.

Sure-Step is only available on our Standard Duty Aluminum Leg & Wheel Docks





WEARDECK™

WearDeck™ is a high density polyethylene resin with UV inhibitors. It is rated for ground and underwater contact and will not support mold or mildew growth. WearDeck's 5/4" thick deck board is rated to span joists 24" on center with the highest live load capacity in the industry. Made in the USA and offers a limited lifetime residential warranty and 25 year commercial warranty. Stocked in 3 colors, with special order colors available. CONS: Not a natural wood. **Barefoot Collection**  The colors of the Barefoot Collection (A) Barefoot Grey and (B) Barefoot Sand reflect the sun's rays off the surface of the board and reduce surface temperature by at least 30%.



STOCKED COLORS

(A) BAREFOOT GRAY



(B) BAREFOOT SAND



(C) WEATHERWOOD

SPECIAL ORDER COLORS please inquire for pricing and lead times

(D) WHITE

(E) CEDAR

(F) SADDLE

(G) GRAY

(H) SAND



IPE HARDWOOD

Ipe is extremely hard, very durable and naturally resistant to rot and insects. Ipe's strong, resilient properties make it an excellent material choice for marine applications. Please inquire for pricing and lead times.

CONS: Due to the density of Ipe, it is heavy and hard to drill and cut, therefore more labor intensive than working with other decking materials. It is also a natural wood, therefore there will be inconsistencies with regard to color, weathering and texture.



All our products are
proudly made in the USA

The Dock Doctors[®] Waterfront Specialists

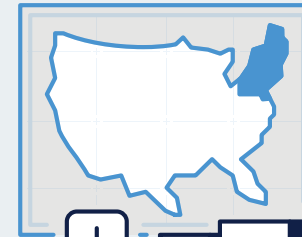


Manufacturing Facility &
Vermont Year-Round Showroom



Warehouse & Distribution

Factory Direct *from our door to yours*



*Local delivery &
installation available
throughout the
Northeast*



*Nationwide Shipping
USPS, UPS & Freight*



800-870-6756

www.thedockdoctors.com

info@thedockdoctors.com

Pricing Disclaimer – Printed pricing throughout this catalog and our website are subject to change due to the fluctuation of raw materials, fuel and other manufacturing costs.



Look for the truck for products that qualify for free delivery or pick up & save**!*



Free Delivery*

our trucks deliver curbside to your site*

Minimum Purchase

not including sales tax

Free Delivery

from Ferrisburgh, VT

Delivery Charge

over the free mile range

\$2,000	25 miles	\$4 / mile*
\$4,000	50 miles	\$4 / mile*
\$6,000	100 miles	\$4 / mile*
\$8,000	150 miles	\$4 / mile**†
\$10,000	200 miles	\$4 / mile**†

OR



Pick Up & Save**

we will pay you to pickup!

Minimum Purchase

not including sales tax

Pickup Discount

based on minimum purchase amount

\$2,000	\$75.00**
\$4,000	\$150.00**
\$6,000	\$300.00**
\$8,000	\$450.00**
\$10,000	\$600.00**

*** Free Curbside Delivery Terms & Conditions:** 1. Curbside delivery definition: We will back up as close as we can with our vehicle to your installation site and off-load your product. We cannot carry your product further than the side/rear of our truck/trailer. Our delivery vehicles cannot go off of approved driveway surfaces (ie on grass, etc.). 2. Free delivery available on The Dock Doctors® Stock Products only. Please see chart above for minimum purchase amounts to qualify for free delivery. Free delivery does not apply to Rowing or Paddle Docks or Ultimate Boat Lifts. 3. Boat Lifts, canopies & accessories – free delivery applies to products in stock only. 4. If you want your product installed, please inquire on rates for this service – free delivery does not apply. 5. Additional fees apply for wide loads (assembled boat lifts) & ferry charges, if needed. 6. Purchases under \$2,000 are subject to a \$4.00 per mile one way charge from Ferrisburgh, VT. A ground shipping method/charge by another source such as Common Carrier or UPS may be more feasible depending on product purchased. 7. † Due to regulations for hourly driving restrictions by the Federal Motor Carrier there may be an additional fee applicable to deliveries 200 miles or over for overnight charges. 8. Large loads may require assistance on site to off-load. **** Pickup & Save Conditions:** 1. Applies to pickup at our Ferrisburgh, Vermont warehouse, arranged by the customer. 2. Available on The Dock Doctors® Stock Products only. Please see chart above right for minimum purchase amounts to qualify for pickup and save. Does not apply to Rowing or Paddle Docks or Ultimate Boat Lifts. 3. Boat Lifts, canopies & accessories – pickup and save applies to products in stock only.