

# Floating Docks : Heavy Duty Aluminum Paddle Docks

Featuring heavy-duty aluminum frames, our paddle docks are suitable for commercial or residential applications. Their modular design allow for a variety of layout options.



angled ladder

10-12" freeboard

## Paddle Docks (Heavy Duty Aluminum)

- 7" Aluminum Track Frame (with 10"- 12" freeboard, approximate – pending sections, size & decking choices)
- Heavy duty, stainless-steel connection hinges
- Optional powder coated frame
- Cedar decking, or upgrade to optional Ipe or WearDeck decking
- Black polyethylene flotation filled with expanded polystyrene
- Optional marine-grade black vinyl edge fender



Heavy duty aluminum paddle dock at a State Park. Shown with optional vinyl edge fender and WearDeck decking in Barefoot Sand.

Low freeboard for easy paddle craft boarding.

### Paddle Docks Heavy Duty Aluminum

Standard Size <i>with cedar decking</i>	Price
8' × 20'	as low as <b>\$7,775</b>
10' × 20'	as low as <b>\$9,485</b>
8' × 16' ramp section	as low as <b>\$5,935</b>
Angled Dock Ladder <i>(aluminum)</i>	<b>\$ 515</b>

Custom sizes and wider ramps available. Standard pricing includes aluminum frame, cedar decking and flotation. Site conditions, exposure, anchoring details and ramp requirements to be determined for final pricing.

Please note: Our Aluminum Paddle Docks are not "stocked" items and do not qualify for Free Delivery or Pickup and Save. Please contact us for pricing and delivery/pickup time frames.



10' × 20' paddle dock, 8' × 16' ramp section with Ipe decking and optional angled ladder.

**Paddle Craft**  
LAUNCHES • LIFTS • RACKS

## Floating Docks : Heavy Duty Aluminum Rowing Docks



Our heavy-duty, aluminum-frame rowing docks feature a modular design that allows for a variety of layout options. Suitable for commercial or residential applications.



- 7" Aluminum Track Frame with 6"- 8" freeboard
- Heavy duty, stainless-steel connection hinges
- Modular track-style frame for multiple layout options
- Black polyethylene flotation filled with expanded polystyrene
- Cedar decking, or upgrade to optional Ipe or WearDeck
- Optional marine grade black vinyl edge fender
- Optional debris diverter to protects the dock from floating debris often seen in river settings

## Rowing Docks Heavy Duty Aluminum

Standard Size	Price
8' × 20'	as low as \$7,775
10' × 20'	as low as \$9,485
8' × 16' ramp section	as low as \$5,935
8' × 20' flared ramp section	as low as \$7,900

Standard pricing includes heavy duty aluminum frame, cedar decking and flotation. Custom sizes and wider ramps available.

Site conditions, exposure, anchoring details and ramp requirements to be determined for final pricing.

Please note: Our Aluminum Rowing Docks are not "stocked" items and do not qualify for Free Delivery or Pickup and Save. Please contact us for pricing and delivery/pickup time frames.




Above: Heavy duty aluminum frame Rowing Dock with 38' × 7' aluminum gangway and commercial kayak launch with ADA transfer platform (see page 57). Our custom pile dock serves as a shore anchor.



Hinge Connections  
as low as \$ 449



Edge Fender  
\$ 13.<sup>50</sup> per foot installed



Debris Diverter  
starting at \$ 3,679



Axle & Wheel Mounts \$1,095/set  
for seasonal installation & removal



Angled Ladder \$ 515

# Paddle Craft Launch Docks: Residential & Commercial Floating Launch Docks



Find out more at: [www.thedockdoctors.com/dock-and-launch-residential](http://www.thedockdoctors.com/dock-and-launch-residential)

## Residential Dock & Launch System

- Medium-duty 5" tall universal track-style frame.
- Polyethylene flotation filled with expanded polystyrene.
- Sure-Step non-skid surface on the launch platform.
- Boarding handle and grab and launch bars.



## Dock & Launch System Medium Duty Residential

Featuring a 5" tall aluminum frame, and 19' x 11'9" overall size, our medium duty dock and launch system includes:

- A** (1) main frame (7' x 11' 9")
- B** (2) dock fingers (12' x 3' 6")
- C** Launch ramp (4' x 12')  
with built-in rollers & Sure-Step® non-skid decking
- D** Boarding handle
- E** Grab and launch rails

**\* as low as \$ 15,995**

\*Site conditions, anchoring & decking selection are necessary to determine final pricing. Please call for a free estimate.

Please note: Our floating Dock & Launch Systems are not "stocked" items and do not qualify for Free Delivery or Pickup and Save. Please contact us for pricing and delivery/pickup time frames.

## Commercial Dock & Launch System

- Heavy-duty 7" universal track-style frame (meets commercial & municipal quality standards).
- Can be used as a complete system or in conjunction with any of our custom floating dock systems.
- Sure-Step non-skid surface on the launch platform.
- Boarding handle and grab and launch bars.
- Optional ADA accessible options include transfer platform, ADA curbing and rails.

### Optional ADA Transfer Platform



Mowhak River, NY

Video and more details at: [www.thedockdoctors.com/commercial-launch](http://www.thedockdoctors.com/commercial-launch)


## Dock & Launch System Heavy Duty Commercial

Featuring a 7" tall aluminum frame, and a 20'3" × 19' overall size, our heavy duty commercial dock and launch system includes:


- |   |                                |
|---|--------------------------------|
| <b>A</b> (1) main frame (7' × 19')  | <b>D</b> Boarding handle       |
| <b>B</b> (2) dock fingers (7' × 13' 4")   | <b>E</b> Grab and launch rails |
| <b>C</b> Launch ramp (4' 4" × 15')<br>with built-in rollers & Sure-Step® non-skid decking | <b>* as low as \$ 24,750</b>   |

\*Site conditions, anchoring & decking selection are necessary to determine final pricing. Please call for a free estimate.

Please note: Our floating Dock & Launch Systems are not "stocked" items and do not qualify for Free Delivery or Pickup and Save. Please contact us for pricing and delivery/pickup time frames.



# Paddle Craft Launch Docks & Lifts : Easily board & launch your paddle craft



Ideal for controlled bodies of water with minimal water fluctuation, our freestanding Launch Port System makes boarding and launching your craft a breeze.

## Freestanding Launch Port System

- Ideal for controlled bodies of water with minimal fluctuation
- Fixed height non-skid Sure-Step® platform
- Non-marring Stoltz® rollers
- Includes (2) standard duty leg dock sections and launch ramp – custom layouts available for your specific site
- Optional grab and launch rails offer more control when gliding on and off the launch platform



**A** Boarding Handle (optional)



**B** Grab & Launch Rails (optional)

## Freestanding Launch Port

Standard Duty Aluminum

Base unit includes:

(1) 4' × 8' & (1) 4' × 10' standard duty leg dock sections and (1) 4' × 12' launch ramp.


Item

Freestanding Launch Port System

**A** Boarding handle (optional)

**B** Grab & launch rails (optional)

SURE-STEP®



Price

**\$ 5,800**

**\$ 415**

**\$ 695**

Pipe for upright supports sold separately pending water depth and lengths required.

# Launch Port Lift

If your water levels fluctuate, our Launch Port Lift raises up to 75" so the water is never out of reach.

- Non-marring Stoltz® rollers
- Non-skid Sure-Step® platform
- Stainless steel fasteners & cables
- 30" handwheel raises & lowers the platform
- 18" adjustable legs (other lengths available)
- Assembly service available (additional fee)



▶ Watch a video and find out more at: [thedockdoctors.com/launch-port-lift](http://thedockdoctors.com/launch-port-lift)

## Launch Port Lift Specs

Lifting Height	75"
Overall Width	73"
Overall Length	144"
Weight with platform	400 lbs.

## Launch Port Lift

Item	Price
Launch Port Lift (unassembled)	<b>\$ 6,950</b>
<b>A</b> Boarding Handle (optional)	<b>\$ 415</b>
<b>B</b> Grab & Launch Rails (optional)	<b>\$ 695</b>



**A** Boarding Handle (optional)



**B** Grab & Launch Rails (optional)





# Paddle Craft Lift : Residential Small Craft Lifts



Model KL100-30

Our innovative Kayak Lift & Launch features a platform that raises and lowers so you can safely and easily launch your kayak from a seawall or dock. Available in 3 models to accommodate different lifting heights and craft weights.

## Kayak Lift & Launch Specifications

- Mounts to seawalls or docks
- Manual winch raises and lowers the platform
- Sure-Step® UV resistant decking on platform
- Boarding handle with built-in paddle storage hooks
- Adjustable aluminum & vinyl bunks
- Three models available
- FREE UPS shipping on models KL100-30 & KL100-66L
- Model KL400-72L ships freight visit our website for shipping costs to your location

MODEL	<b>A</b> KL100-30	<b>B</b> KL100-66L	<b>C</b> KL400-72L
Lifting Height	30"	66"	72"
Max Craft Weight	100 lbs.	100 lbs.	400 lbs.
Max Craft Beam Width	38"	38"	51"
Ladder	NO	YES	YES
UPS Shippable*	YES	YES	NO (ships freight)

\*FREE shipping on KL100-30 and KL100-66L within the continental USA. Optional accessories subject to regular ground shipping costs. Shipping additional for Model KL400-72L, please visit our website to calculate shipping cost to your location. Custom lifting heights available, contact us for details.



Watch a video of the kayak lift at:  
[www.thedockdoctors.com/ladder-lift-launch](http://www.thedockdoctors.com/ladder-lift-launch)



Lower launch platform and craft.



Transition down the ladder.



Board your craft.



Glide smoothly off.

**FREE**  
shipping



For sites that are a minimal distance off the water, model KL100-30 Kayak Launch has a lifting height of 30" and can accommodate crafts up to a 38" beam width. Includes manual winch, boarding handle, kayak leash and adjustable bunks.

**\$2,300** 

**FREE**  
shipping



Model KL100-66L features a built-in ladder and has a lifting height of 66" and can accommodate crafts up to 38" beam width. Includes manual winch, boarding handle, kayak leash and adjustable bunks.

**\$2,940**  Ships FREE within the continental USA

**SHIPS**  
freight 



This model will accommodate the Hobie Mirage® Tandem

Designed for larger crafts the KL400-72L Kayak Launch features a built-in ladder and has a lifting height of 72" and can accommodate crafts up to 51" beam width. Includes manual winch, boarding handle, kayak leash and adjustable bunks.

**\$4,035**  Ships FREIGHT (shipping additional)

### Optional Accessories



**Kayak Roller:** Assists in moving your kayak onto the bunks. Bolts to side of platform. Cannot be used in combination with Top Transition Step. **\$230**



**Top Transition Step:** Provides a platform for an easier transition to the ladder or the launch platform. Also assists with loading and unloading your craft. **\$360**



**Concrete Installation Kit:** For installation on concrete surface. Note: Requires an electric hammer drill with concrete bit sized for the rod listed.

**KL100 kit: \$110**

**KL400 kit: \$119**

**Paddle Craft**  
LAUNCHES • LIFTS • RACKS

Look for the red truck throughout our catalog for products that qualify for free delivery\* or pick up & save\*\*!

Pick Up > We Pay  
OR Free Delivery



## Free Delivery

our trucks deliver curbside\* to your site

Minimum Purchase Amount (not including sales tax)	Free Delivery from Ferrisburgh, VT (distance based on Google Maps)	Delivery Charge One-Way (over the free mile range)
\$ 2,000	25 miles	\$4. <sup>00</sup> / mile**
\$ 4,000	50 miles	\$4. <sup>00</sup> / mile**
\$ 6,000	100 miles	\$4. <sup>00</sup> / mile**
\$ 8,000	150 miles	\$4. <sup>00</sup> / mile** <sup>^</sup>
\$ 10,000	200 miles	\$4. <sup>00</sup> / mile** <sup>^</sup>

OR

## Pick Up & Save

we will pay you to pick up<sup>†</sup>



Minimum Purchase Amount (not including sales tax)	Pick Up Discount
\$ 2,000	\$75.00
\$ 4,000	\$150.00
\$ 6,000	\$300.00
\$ 8,000	\$450.00
\$ 10,000	\$600.00

**\* Free Curbside Delivery Terms & Conditions:** 1. Curbside delivery definition: We will back up as close as we can with our vehicle to your installation site and off-load your product. We cannot carry your product further than the side/rear of our truck/trailer. Our delivery vehicles cannot go off of approved driveway surfaces (ie on grass, etc.). 2. Free delivery available on The Dock Doctors® Stock Products only. Please see chart above for minimum purchase amounts to qualify for free delivery. Free delivery does not apply to Rowing or Paddle Docks or Ultimate Boat Lifts. 3. Boat Lifts, canopies & accessories – free delivery applies to products in stock only. 4. If you want your product installed, please inquire on rates for this service – free delivery does not apply. 5. Additional fees apply for wide loads (assembled boat lifts) & ferry charges, if needed. 6. Purchases under \$2,000 are subject to a \$4.00 per mile one way charge from Ferrisburgh, VT. A ground shipping method/charge by another source such as Common Carrier or UPS may be more feasible depending on product purchased. 7. <sup>^</sup> Due to regulations for hourly driving restrictions by the Federal Motor Carrier there may be an additional fee applicable to deliveries 200 miles or over for overnight charges. 8. Large loads may require assistance on site to off-load.

**\*\* Pickup & Save Conditions:** 1. Applies to pickup at our Ferrisburgh, Vermont warehouse, arranged by the customer. 2. Available on The Dock Doctors® Stock Products only. Please see chart above right for minimum purchase amounts to qualify for pickup and save. Does not apply to Rowing or Paddle Docks or Ultimate Boat Lifts. 3. Boat Lifts, canopies & accessories – pickup and save applies to products in stock only.