


# Shoreside Platforms & Waterfront Walkways : Safe access across wetlands & shorelines

- Waterfront deck area for sites with no shoreline
- Shore connection system for a floating or articulating dock
- Landings for stairs and shore connection for dock system



Landing for stairs and shore connection system for our Mega dock system.



Shore connection system for an articulating dock.



Shoreside platform and stair system on a roadside site with no shoreline.



Twin Birches, Lake George, NY




Curved shoreside platform with stainless steel cable rail.

## Wetland & Waterfront Walkways


- Permanent pile, floating or free span design pending site requirements
- Commercial & Residential applications
- Provides ADA access in often challenging sites



*Shoreside walkway designed for seasonal flooding*



*Floating golf course bridge  
Clifton Park, NY*



*Public viewing platform at  
a hydro power plant facility*



*Shoreline walkway & shore connection for articulating docks.*

*Village Estates  
Lake George, NY*