



**Paddle
Products**

The
by Dock Doctors[®]
LLC

Waterfront Specialists

Kayak Lifts
Storage Racks
Paddlesport Trailers
Rowing Docks
Launch Systems
Commercial & Residential

800-870-6756

www.thedockdoctors.com/paddle-products

2022 CATALOG

Floating Docks : Heavy Duty Aluminum Paddle Docks

Featuring heavy-duty aluminum frames, our paddle docks are suitable for commercial or residential applications. Their modular design allow for a variety of layout options.



Oseetah Lake, NY

Heavy Duty Aluminum Paddle Docks

- 7" Aluminum Track Frame with 10"– 12" freeboard (approximate – pending sections, size & decking choices)
- Heavy duty, stainless-steel connection hinges
- Optional powder coated frame
- Cedar decking, or upgrade to optional Ipe or composite
- Black polyethylene flotation filled with expanded polystyrene
- Optional marine-grade black vinyl edge fender



Optional angled ladder



Spud pole anchor example



Lake Placid, NY

Above: Paddle dock with composite decking and black powder coated frame.



Above: 10' x 20' paddle dock and 8' x 16' ramp section with Ipe decking.

Paddle Docks

Heavy Duty Aluminum

SURCHARGE NOTICE: Due to supply issues and cost increases, a 10% surcharge will be applied to all of our printed prices until further notice and is subject to change.

Standard Size	Price
8' x 20'	as low as \$7,069
10' x 20'	as low as \$8,625
8' x 16' ramp section	as low as \$5,395
Angled Dock Ladder (aluminum)	\$ 469

Custom sizes and wider ramps available. Standard pricing includes aluminum frame, cedar decking and flotation. Site conditions, exposure, anchoring details and ramp requirements to be determined for final pricing.

Floating Docks : Heavy Duty Aluminum Rowing Docks

Our heavy-duty, aluminum-frame rowing docks feature a modular design that allows for a variety of layout options. Suitable for commercial or residential applications.

Our aluminum frame rowing dock with 38' x 7' aluminum gangway and our ADA accessible commercial launch with ADA transfer platform.

City of Dover,
Cocheco River, Dover, NH

- 7" Aluminum Track Frame with 6"– 8" freeboard
- Heavy duty, stainless-steel connection hinges
- Modular track-style frame allows easy addition of optional components and multiple layout options
- Black polyethylene flotation filled with expanded polystyrene
- Cedar decking, or upgrade to optional Ipe or Composite
- Optional marine grade black vinyl edge fender
- Optional debris diverter protects the dock from floating debris often seen in river settings



Rowing Docks

Heavy Duty Aluminum

SURCHARGE NOTICE: Due to supply issues and cost increases, a 10% surcharge will be applied to all of our printed prices until further notice and is subject to change.

Standard Size	Price
8' × 20'	as low as \$7,069
10' × 20'	as low as \$8,625
8' × 16' ramp section	as low as \$5,395
8' × 20' flared ramp section	as low as \$7,185

Custom sizes and wider ramps available. Standard pricing includes aluminum frame, cedar decking and flotation. Site conditions, exposure, anchoring details and ramp requirements to be determined for final pricing.


Accessories & Options	Price
A Wheel Kit	\$ 999 / set
B Angled Dock Ladder (aluminum)	\$ 469
C Debris diverter (8' or 10' long)	starting at \$3,345
D Hinge connections	as low as \$ 409
E Edge Fender (installed on dock)	\$12.⁵⁰ / lineal foot




Saratoga Springs, NY



YMCA Camp Coniston
Grantham, NH



Axle & Wheel Mounts for seasonal installation & removal




Angled Ladder



Debris Diverter



Hinge Connections



Edge Fender

Paddle Craft Launch Docks: Residential & Commercial Floating Launch Docks



Residential Dock & Launch Systems Our medium-duty aluminum floating launch system can be used as an independent launch dock, or as part of a complete dock system.

Find out more at: www.thedockdoctors.com/dock-and-launch-residential

Dock & Launch System

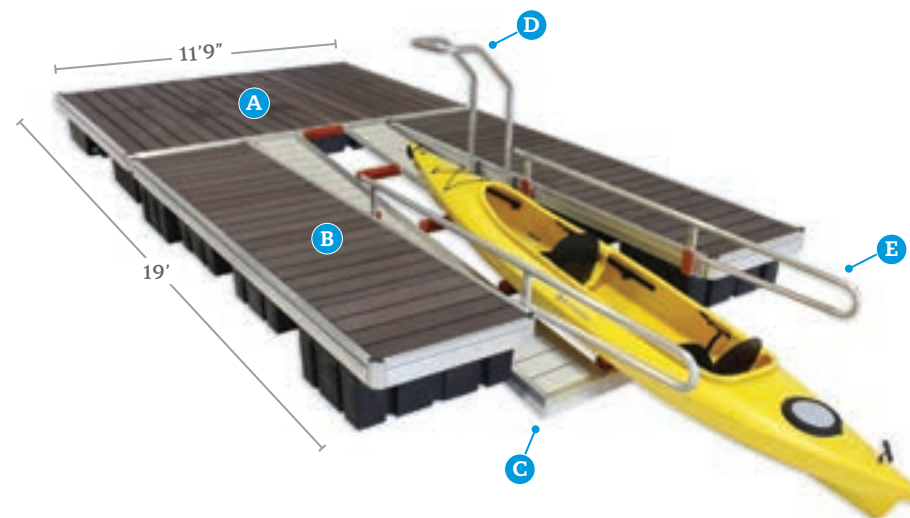
Medium Duty Residential

SURCHARGE NOTICE: Due to supply issues and cost increases, a 10% surcharge will be applied to all of our printed prices until further notice and is subject to change.

Featuring a 5" tall aluminum frame, and 19' x 11'9" overall size, our medium duty dock and launch system includes:

- A** (1) main frame (7' x 11' 9")
- B** (2) dock fingers (12' x 3' 6")
- C** Launch ramp (4' x 12')
with built-in rollers & Sure-Step® non-skid decking
- D** Boarding handle
- E** Grab and launch rails

* as low as \$ 14,950



*Site conditions, anchoring & decking selection are necessary to determine final pricing. Please call for a free estimate.

Commercial Dock & Launch Systems

- Heavy-duty system meets commercial & municipal quality standards with a 7" universal track-style frame.
- Can be used as a complete floating dock system, integrated into existing systems, or in conjunction with any of our floating dock systems.
- Features boarding handle and grab and launch rails. Non-skid surface on the launch platform.
- Optional transfer platform for wheelchair to craft access.
- Optional ADA curbing and rails.
- Watch a video and learn more at: thedockdoctors.com/commercial-launch



ADA Accessible Option



Dock & Launch System


Heavy Duty Commercial

SURCHARGE NOTICE: Due to supply issues and cost increases, a 10% surcharge will be applied to all of our printed prices until further notice and is subject to change.

Featuring a 7" tall aluminum frame, and a 20'3" x 19' overall size, our heavy duty commercial dock and launch system includes:

- | | |
|---|--------------------------------|
| A (1) main frame (7' x 19') | D Boarding handle |
| B (2) dock fingers (7' x 13' 4") | E Grab and launch rails |
| C Launch ramp (4' 4" x 15')
with built-in rollers & Sure-Step® non-skid decking | |

* as low as **\$ 23,500**



*Site conditions, anchoring & decking selection are necessary to determine final pricing. Please call for a free estimate.

Paddle Craft Launch Docks & Lifts : Easily board & launch your paddle craft



- Ideal for controlled bodies of water with minimal fluctuation
- Fixed height non-skid Sure-Step® platform
- Non-marring Stoltz® rollers
- Custom layouts available by adding more leg dock sections
- Optional grab and launch rails offer more control when gliding on and off the launch platform



A Boarding Handle (optional)



B Grab & Launch Rails (optional)

Freestanding Launch Port System

Easily board and launch your craft with our freestanding Launch Port System. Ideal for controlled bodies of water with minimal water fluctuation, the launch system is at a fixed level. Includes (2) standard duty leg dock sections and launch ramp. Custom layouts available for your specific site.

SURCHARGE NOTICE - Due to supply issues and cost increases, a 10% surcharge will be applied to all of our printed prices until further notice and is subject to change.

Freestanding Launch Port Standard Duty Aluminum

Base unit includes:

(1) 4' × 8' & (1) 4' × 10' standard duty leg dock sections and (1) 4' × 12' launch ramp.

Item

Freestanding Launch Port System

A Boarding handle (optional)

B Grab & launch rails (optional)

SURE-STEP®



Price

\$ 5,325

\$ 379

\$ 639

Pipe for upright supports sold separately pending water depth and lengths required.

Launch Port Lift

If your water levels fluctuate, our Launch Port Lift raises up to 75" so the water is never out of reach.

- Non-marring Stoltz® rollers
- Non-skid Sure-Step® platform
- Stainless steel fasteners & cables
- 30" handwheel raises & lowers the platform
- 18" adjustable legs (other lengths available)
- Assembly service available (additional fee)



Launch Port Lift Specs

Lifting Height	75"
Overall Width	73"
Overall Length	144"
Weight with platform	400 lbs.

Launch Port Lift

Item	Price
Launch Port Lift (unassembled)	\$ 6,450
A Boarding Handle (optional)	\$ 379
B Grab & Launch Rails (optional)	\$ 639


SURCHARGE NOTICE - Due to supply issues and cost increases, a 10% surcharge will be applied to all of our printed prices until further notice and is subject to change.



Watch a video and find out more at:
thedockdoctors.com/launch-port-lift



A Boarding Handle (optional)



B Grab & Launch Rails (optional)

Paddle Craft Lift : Residential small craft lifts



Watch a video of the kayak lift at:
www.thedockdoctors.com/ladder-lift-launch

Our innovative Kayak Lift & Launch features a platform that raises and lowers so you can safely and easily launch your kayak from a seawall or dock.

- Mounts to seawalls or docks
- Manual winch raises and lowers the platform
- Sure-Step® UV resistant decking on platform
- Boarding handle with built-in paddle storage hooks
- Adjustable aluminum & vinyl bunks
- Three models available
- FREE UPS shipping on models KL100-30 & KL100-66L
- Model KL400-72L ships freight
visit our website for shipping costs to your location

Kayak Lift & Launch Specifications & Pricing

MODEL	A KL100-30	B KL100-66L	C KL400-72L
Lifting Height	30"	66"	72"
Max Craft Weight	100 lbs.	100 lbs.	400 lbs.
Max Craft Beam Width	38"	38"	51"
Ladder	NO	YES	YES
 UPS Shippable*	YES	YES	NO (ships freight)
PRICE	\$2,099	\$2,679	\$3,669

SURCHARGE NOTICE: Due to supply issues and cost increases, a 10% surcharge will be applied to all of our printed prices until further notice and is subject to change.

*FREE shipping on KL100-30 and KL100-66L within the continental USA. Shipping additional for Model KL400-72L, please call or visit our website to calculate a shipping cost to your location. Custom lifting heights available, call us for details.



Lower launch platform and craft.



Transition down the ladder.



Board your craft.



Glide smoothly off.

FREE
shipping



A

Photo courtesy of M. Warkentin

For sites that are a minimal distance off the water, model KL100-30 Kayak Launch has a lifting height of 30" and can accommodate crafts up to a 38" beam width. Includes manual winch, boarding handle, kayak leash and adjustable bunks.

\$2,099



Ships FREE within the continental USA

FREE
shipping




B

Model KL100-66L features a built-in ladder and has a lifting height of 66" and can accommodate crafts up to 38" beam width. Includes manual winch, boarding handle, kayak leash and adjustable bunks.

\$2,679



Ships FREE within the continental USA



C

This model accommodates the Hobie Mirage® Tandem



Designed for larger crafts the KL400-72L Kayak Launch features a built-in ladder and has a lifting height of 72" and can accommodate crafts up to 51" beam width. Includes manual winch, boarding handle, kayak leash and adjustable bunks.

\$3,669

Ships FREIGHT (shipping additional)

Optional Accessories



Kayak Roller: Assists in moving your kayak onto the bunks. Bolts to side of platform. Cannot be used in combination with Top Transition Step. **\$209**



Top Transition Step: Provides a platform for an easier transition to the ladder or the launch platform. Also assists with loading and unloading your craft. **\$329**



Concrete Installation Kit: For installation on concrete surface. Note: Requires an electric hammer drill with concrete bit sized for the rod listed.

KL100 kit: \$110

KL400 kit: \$119

SURCHARGE NOTICE: Due to supply issues and cost increases, a 10% surcharge will be applied to all of our printed prices until further notice and is subject to change.

Paddle Craft Storage Racks : Accessories for storing your paddle crafts

Marine-grade aluminum frame small craft storage racks. Available in freestanding, wall mounted, and dock mounted styles. Featuring arms with vinyl hull guards and end caps with built-in tie-down openings. Crafts can be secured with a cable and lock (not included).




SURCHARGE NOTICE: Due to supply issues and cost increases, a 10% surcharge will be applied to all of our printed prices until further notice and is subject to change.

Residential Aluminum Storage Racks


- Lightweight aluminum frame storage racks for storing multiple canoes, kayaks, paddle boards and other small crafts
- Adjustable height arms with vinyl hull guards (additional arms available for custom configurations)
- Custom end caps with built-in tie down openings (tie-downs sold separately)
- Stainless steel hardware

Optional Accessories




E Adjustable Feet

Ideal for uneven ground. Includes 2 feet, mounting brackets and hardware. **\$189 (pair)**



F Additional Support Arms

Includes 2 arms, mounting brackets and hardware. **\$132 (pair)**



G Tie-Down Bungees

Adjustable-length (10 – 48”) with a wrap-and-lock system so you can adjust the tension without unclipping the ends. **\$24 (pair)**



Storage Racks

MARINE GRADE
ALUMINUM

SURCHARGE NOTICE: Due to supply issues and cost increases, a 10% surcharge will be applied to all of our printed prices until further notice and is subject to change.

Storage Rack Style	Craft Capacity	Unit Weight	(W × D × H) Dimensions	Arm Length	PRICE
A Double-Sided Rack	6-crafts	102 lbs.	80" × 69" × 67"	35"	\$ 1,069
B Single-Sided Rack	3-crafts	76 lbs.	49" × 69" × 67"	35"	\$ 799
C Mini Rack (double-sided)**	3-crafts	42 lbs.	43" × 56" × 38"	upper 34" lower 18"	\$ 559
D Wall-Mounted Rack	3-crafts	44 lbs.	var.† × 38" × 84"	35"	\$ 595
E Adjustable Feet (pair)	n/a	10 lbs.			\$ 189
F Additional Arms (pair)††	n/a	8 lbs.		35"	\$ 132
G Tie-Down Bungees (pair)	n/a	n/a			\$ 24

All racks include allen wrench for assembly and adjustment of arm positions. Shipping or Delivery additional - please call for pricing or visit our website. *Assembly service available (additional charge) for racks that are picked-up or delivered only. **Double-sided mini rack is designed as a space saver and requires crafts to be positioned slightly angled on the bottom of the rack. †Wall mount rack dimensions are as follows: Width is variable depending upon installation, Depth is from wall to end of arm. ††Additional arms not available for (C) Mini Rack.

Note: Paddle craft should be stored upside-down to prevent collection of water inside the craft.

Paddle Craft Storage Racks : Structurally designed for commercial use



Commercial Storage Racks

Our commercial / municipal storage racks are manufactured with marine-grade aluminum frames and are available in standard aluminum or black powder coated finish.

- Adjustable height arms with vinyl hull guards
- Custom end caps with built-in tie-down openings (tie-downs sold separately)
- Additional arms available
- Standard aluminum or optional black powder coated finish
- Freestanding and concrete mount models
- We can customize any of our storage racks for your specific needs

Commercial Storage Racks

STANDARD
ALUMINUM


POWDER
COATED BLACK

SURCHARGE NOTICE: Due to supply issues and cost increases, a 10% surcharge will be applied to all of our printed prices until further notice and is subject to change.

Storage Rack Style	Storage Capacity	Unit Weight	(W × D × H) Dimensions	Arm Length	PRICE	PRICE
A Freestanding (Double-Sided)	8-crafts	221 lbs.	93" × 69" × 83"	35"	\$ 2,219	\$ 2,799
B Concrete Mount	8-crafts	172 lbs.	76" × 69" × 72"	35"	\$ 2,079	\$ 2,629
C Additional Arms (pair) ^{††}		18 lbs.		35"	\$ 295	\$ 355

All racks include allen wrench for assembly and adjustment of arm positions. Shipping or delivery additional - please visit our website or call for pricing. * Assembly service available (additional charge) for racks that are picked-up or delivered only. Note: Concrete bases not included.

Note: Paddle craft should be stored upside-down to prevent collection of water inside the craft.



All support arms have marine grade vinyl hull guards and custom end caps with built-in tie-down openings. Customize your rack with additional support arms.



Freestanding Commercial Rack with additional arms to store more crafts



A Freestanding Commercial Rack in powder coated black



B

Concrete mount base for secure, permanent installations (concrete bases not included).



Paddle Craft Trailer : 4' × 5' aluminum trailer for transporting your paddlesport gear


Our Aluminum Paddlesport Trailer is fully-assembled and manufactured with marine-grade, one-piece aluminum frames. Our high-quality, easy to tow, functional trailer will safely transport and store all of your paddling gear.



SURCHARGE NOTICE: Due to supply issues and cost increases, a 10% surcharge will be applied to all of our printed prices until further notice and is subject to change.

4' × 5' Deluxe Trailer

\$2,539



Shipped assembled - prices do not include shipping.

4' × 5' Deluxe Trailer

with standard height removable load bars

model # T45DSS

Axle	torsion
Load Bar Length	72"
Coupling Size	2"
Tire Size	12"
Unloaded Weight	250 lbs.
GVWR maximum operating weight	900 lbs.
Load Capacity	650 lbs.
Overall Length	11' 7" tongue extended
	8' 7" tongue retracted
Bed Height	24" ground clearance
	11" load bar clearance



LED lighting



Load bars with custom end caps with built-in tie-down loops & vinyl hull guard included



Adjustable tongue



Sure-Step® decking on trailer bed




SURCHARGE NOTICE: Due to supply issues and cost increases, a 10% surcharge will be applied to all of our printed prices until further notice and is subject to change.

Optional Accessories



Trailer Sideboards

Turn your trailer into a full utility trailer with these removable, marine-grade aluminum sideboards. Sideboards are 16" high from the trailer bed and include brackets for mounting load bars. **\$539**



Optional Load Bar Extender Kit



Stands up for storage



We ship our trailers to anywhere in the continental US



Load Bar Extender Kit

This kit raises the load bars from 11" to 18.5" above the trailer bed, allowing room for more gear. **\$195**



Spare Tire and Mount

DOT approved two-ply 12" trailer tire with tongue mount. **\$169**