



The  
**Dock Doctors**<sup>®</sup>  
LLC  
Waterfront Specialists  
2021 Custom Catalog

**Docks & Boat Lifts**



**Stairs & Shore Access**



**Hillside Trolleys**



**Commercial & Municipal**



# Table of Contents

## CUSTOM DOCKS & waterfront products

*Custom designed and manufactured for your site*

Heavy Duty Aluminum Floating Docks.....	4-5
Heavy Duty Steel Truss Floating Docks.....	6-11
Articulating Docks.....	12-15
Pile Docks .....	16-21

## BOATHOUSES - Boathouse Foundations

*Boathouse Foundation Repairs, Custom Boat Lifts*

Boathouses.....	22-23
Boathouse 1Foundations (pile & floating).....	24-25
Boathouse Foundation Repair.....	26-27
Custom Boat Lifts.....	28-29

## MARINE & SPECIALTY CONTRACTORS

Crib Docks .....	30-31
Seawalls, Retaining Walls, Shoreline Restoration .....	32-33
Commercial Waterfront Construction.....	62-63

## STAIRS & WATERFRONT ACCESS

Hillside Trolleys .....	34-35
Stairs .....	36-31
Commercial Stairs & Ramps .....	42-43
Shoreside Platforms & Wetland Walkways.....	44-45
Commercial Gangways.....	54-55

## COMMERCIAL & MUNICIPAL PRODUCTS

Rowing Docks.....	46-47
Commercial Dock & Launch Systems.....	48-50
Commercial Heavy Duty Aluminum Docks.....	51-53
Commercial Gangways.....	54-55
Commercial Marina & Municipal Dock Systems.....	56-60
Wave Attenuators .....	61
Commercial Waterfront Construction.....	62-63

## ORDERING INFORMATION

Site Survey / FREE Estimate .....	2
Equipment & Services .....	64


## CONSULTING SERVICES

Waterfront Solutions Consulting.....	inside back cover
--------------------------------------	-------------------

The Dock Doctors offers a complete range of waterfront products for residential, municipal and commercial customers. With over 37 years of experience our team has extensive knowledge, expertise and solutions for the challenges of waterfront design.

# 800-870-6756

[www.thedockdoctors.com](http://www.thedockdoctors.com)  
[info@thedockdoctors.com](mailto:info@thedockdoctors.com)



Take a virtual tour of our facility at:  
[www.thedockdoctors.com/tour](http://www.thedockdoctors.com/tour)

**CUSTOM DOCKS & BOATHOUSES**



**STAIRS & SHORE ACCESS**



**KAYAK LAUNCH SYSTEMS**



**MARINE CONSTRUCTION**



**COMMERCIAL & MUNICIPAL**



**HILLSIDE TROLLEYS**



1984 - 2021  
**37 YEARS'**  
experience

*Designed and Manufactured in Vermont, USA*



# Start planning your project today!

Complete our site survey online or call us to get started!



[www.thedockdoctors.com/site-survey](http://www.thedockdoctors.com/site-survey)  
or call us at 800-870-6756

View our other catalogs: [www.thedockdoctors.com/catalogs](http://www.thedockdoctors.com/catalogs)

Featuring readily available products for your waterfront & paddle craft needs



Download any of our catalogs online at: [www.thedockdoctors.com/catalogs](http://www.thedockdoctors.com/catalogs)  
or call us at 1-800-870-6756 to have one mailed to you today.

## The Dock Doctors<sup>®</sup> Waterfront Specialists

### Design ideas, free estimates and conceptual layouts\*

Whether your project is complex or straight-forward, our experienced staff will create a free conceptual layout and estimate designed to your individual needs and specific site conditions.

Our extensive range of knowledge and expertise allows us to offer a very diverse, and often innovative product line to meet the challenges of site conditions and unique situations. *We offer in-house and on-site consulting, conceptual layouts and designs.* \*some restrictions apply

### Proudly manufactured in Vermont, USA

All of our products are manufactured in our state-of-the-art facility in Ferrisburgh, Vermont. We offer both readily available stock products as well as custom designs for your specific needs. We strive to source all of our raw materials from within North America.

### Specialty equipment and professional installation

We have the equipment, knowledge and experienced staff to ensure a smooth and quality installation. We also offer seasonal installation and removal services throughout the entire Northeast.

- Work barges with hydraulic cranes.
- Fleet of service vehicles that cover the Northeast region.

## In house design & consulting



## Conceptual Layouts



## What our customers say ★★★★★

*"We are so pleased with the boathouse, the quality of work and the quality of the workers was mentioned by all the lakers and ice fisherpersons... Thanks to The Dock Doctors a new piece of history has been returned to beautiful Brant Lake."*

**- R.H., Big Rock, Brant Lake, NY**

*The DD Team did a phenomenal job and we are very pleased at the result and value. Once you actually watch the 2-3 week process of building forms, anchoring properly into the wall and footing, and tending to all the little details...it becomes clear that the lowest bidder approach is not a sound strategy. It was a pleasure to watch the Dock Doctors team and their exceptional expertise work through the process. It was quite a show!*

**- C.B., Lake Bomoseen, Castleton, VT**

*"The dock that was installed yesterday at our cottage on Hedges Lake was exactly what we wanted and installed to perfection. From the beginning of the design process with Ben through the installation process with Justin, everything was done beyond my expectations. Thank you both for your involvement."*

**- J.H., Jackson, NY**

*"I was so impressed - they worked hard, they treated my property as if it was their own and they paid attention to every detail. I'm in the service business myself and it's fair to say that I'm a TOUGH customer - this team exceeded every expectation that I had."*

**- R.P., Hague, NY**

*"You have outstanding young men representing you and thought you should know."*

**- T.S., Glens Falls, NY**

*"Andrew's crew put in my dock and just left. Fantastic Job! It was so good observing a crew that obviously likes each other - their conversation and behavior was friendly, they anticipated each other's need for tools or a hand, they worked hard together."*

**- M.M., Caspian Lake, NY**

## State-of-the-art manufacturing facility



## Proudly made in the USA



## Professional Installation



## Specialty Equipment



## Custom Floating Docks: Heavy Duty Aluminum



Our heavy duty aluminum floating docks and gangways are ideal for residential and commercial applications where the exposure requires a heavier duty system but does not necessarily require our custom galvanized steel truss floating docks.

## Heavy Duty Aluminum Floating Docks


- Ideal for residential & commercial applications, children's summer camps, homeowner associations & municipalities
- Universal design offers options for unique situations such as canoe/kayak launch sites & ADA accessibility
- Track frame allows for all components & accessories to slide on the dock system
- Black polyethylene flotation filled with expanded polystyrene & bolted directly to the frame
- Typical anchoring methods as well as specialty anchoring for unique sites



Our low-profile "paddle dock" features a low freeboard design with Ipe hardwood decking and vinyl edge fender. See pages 46-47 in our Stock Catalog for more information.



Heavy duty aluminum dock with our pile platform as a shore hitch.



## Custom Floating Docks: Heavy Duty Steel Truss

Our [Heavy Duty Steel Truss Floating Docks](#) are custom designed and manufactured for your needs and site requirements. Our experience with docks in all types of lakes, rivers and saltwater applications gives us the ability to design a system that will accommodate the most severe or unusual situation.





# Heavy Duty Steel Truss Floating Docks

- Custom designed & fabricated for your site
- Heavy-duty, commercial grade, galvanized steel truss frames
- Black polyethylene flotation filled with expanded polystyrene & bolted directly to the frame
- Unique connection methods, hinge systems & dampening systems to reduce movement
- Our knowledge and expertise with various anchoring methods will ensure the integrity of your dock system
- Professional installation available



Manufacturing of the dock frame



Decking being applied in our workshop



Brant Lake, NY

Straight floating dock with Ipe hardwood decking, vinyl edge fender and truss skirt board to camouflage the frame. Our pile platform is used as a shoreside hitch.



Installation with our workboat "Miss Doc"

# Custom Floating Docks: Heavy Duty Steel Truss



Lake Champlain, Panton, VT

*Left: Our mega-duty leg dock used as a transition to a custom steel truss floating dock for a site that has high spring water levels.*

*Inset: Close up of the connection from the Mega Dock to the floating dock.*



New Hampshire Lakes Region

*Above: U-shaped floating dock with Ipe decking & truss skirt board to camouflage the frame.*



*Our launch ramp with boarding handle integrated into a custom floating dock. Easily board and launch kayaks, canoes and other small crafts.*



*Floating docks being loaded for delivery.*

# Custom Floating Docks: Heavy Duty Steel Truss



Steel truss floating dock with pressure-treated decking.  
Inset: Example of spud pole anchoring.



Steel truss floating dock with pressure-treated decking.  
Inset: Example of internal mounted anchor chain tube - shown with deck access plate removed.

## Example Shore Hitch Methods



Concrete hitch pad with aluminum tread plate and pintle hitch.



Permanent pile platform shore hitch.



Stiff arm anchoring.

# Floating Docks for Tidal Settings

Designed for extreme water fluctuation and heavy wave action often experienced at these sites.

- Unique solutions for rough water, heavy current & tidal fluctuation
- Custom designed & fabricated for each individual site
- Heavy duty commercial grade, galvanized steel truss frames
- Contact us for a free consultation & estimate
- Professional installation available



Housatonic River, CT



Hudson River, Saugerties, NY


Above: Shoreside platform used for shore attachment system.



Vineyard Haven, MA

Heavy duty aluminum floating dock with Ipe decking.

## Articulating Docks: Steel truss frame docks that raise for winter storage




Eagle Lake, Ticonderoga, NY

Our pile dock foundation used for articulating dock shore connection & boathouse. Boathouse also designed & constructed by The Dock Doctors.

**Articulating Docks** are ideal for use in controlled level lakes. Enjoy the benefits of a permanent dock and protect it from ice damage by simply raising it for winter storage.

- Galvanized steel truss frame
- Variety of decking options & aesthetic options available to camouflage the steel components
- We offer a variety of configurations based on your individual needs & any permit restrictions
- Concrete pad or our shoreside pile platform are typical options for the shore mount connection



Huletts Landing, NY



*Above & Right: "L-shaped" articulating dock with cedar decking. A concrete pad serves as a shore hitch.*



## Articulating Docks: Steel truss frame docks that raise for winter storage




Bolton Landing, NY

*Above:* U-shaped articulating dock with post covers and skirt boards to camouflage the steel truss frame. *Right:* Articulating dock raised for winter storage.







Elizabethtown, NY



**Above Bottom:** A concrete pad is being formed to serve as the shore hitch for the above articulating dock.



**Above:** Articulating dock with our shoreside pile platform used as shore mount.

**Left:** One of our crews raising the dock for winter storage.

## Pile Docks: Permanent Docks



Permanent pile docks are manufactured with a welded galvanized steel channel frame and are available in a variety of layouts. These docks offer the aesthetic appearance of a wooden dock with the structural integrity of a steel frame system and are a great alternative to crib docks as they have less surface area for ice to come in contact with.



*Above: U-shaped pile dock with Ipe hardwood decking.  
Right Inset: Angled corner for more deck space and a wider walkway.*

**Bolton Landing, NY**

## Pile Docks

- Ideal for use on bodies of water with limited water fluctuation
- Great alternative to crib dock systems
- Manufactured to support a sundeck and/or boathouse roof
- Custom fabricated in any size, shape & layout
- Heavy-duty galvanized steel channel frame
- Large diameter galvanized pipe for pile supports
- Variety of decking & aesthetic options available to camouflage the steel components
- Adjustable pile stanchions built into frame



*Above: Pile dock with Ipe decking, rub strakes and two “angled” boat slips.*



*Above: L-shaped pile dock attached to an existing boathouse.*



*Above: U-shaped pile dock with Ipe decking and vinyl edge fender. The pilings are cut below deck surface.*

# Pile Docks: Permanent Docks



Ticonderoga, NY

Above: 8' x 66' foot long "straight" pile dock.



Wolfeboro, NH

Above: Pile dock with single boat slip and Ipe decking.



Above: Pile dock on a pond.



Hague, NY

*Above: Pile dock with pilings above the deck surface.*



Pilot Knob, NY


*Above: "U-shaped" pile dock with 8" diameter piles and underwater bracing for protection from ice.*



*Our 25,000 square foot manufacturing facility.*



*Pile dock being manufactured.*



*Final stages with decking being installed.*

# Pile Docks: Permanent Docks

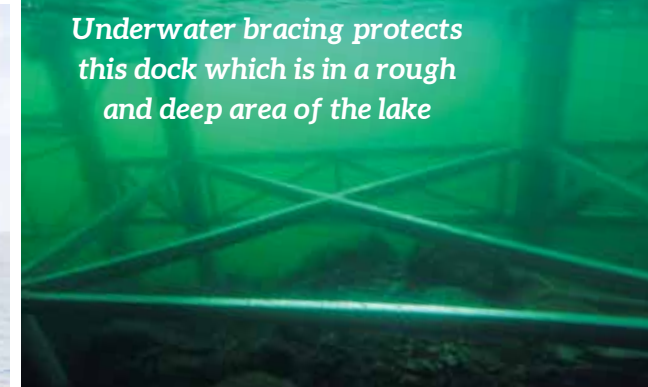


# We specialize in difficult sites


Custom U-shaped pile dock boathouse foundation installed in an extremely deep and exposed area of the lake.



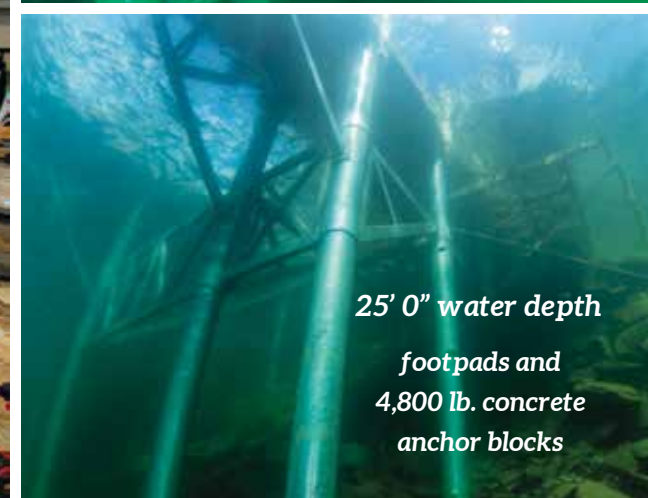
Putnam Station, NY



Underwater bracing protects this dock which is in a rough and deep area of the lake



Final production stages in our wood shop showing cantilevered pile dock ends hinged to simulate the winter storage position due to deep water.



25' 0" water depth  
footpads and  
4,800 lb. concrete  
anchor blocks

# Boathouses: Custom Designed

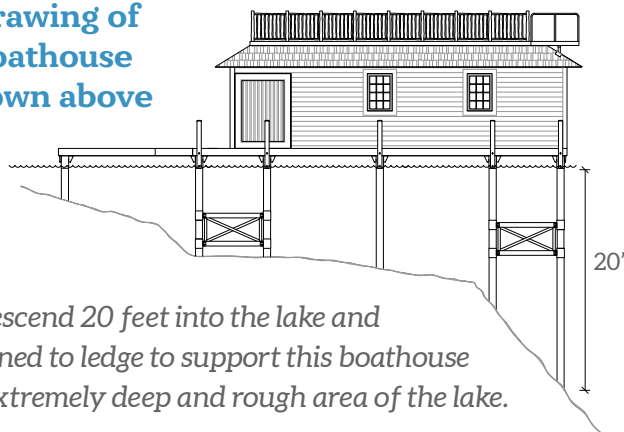
Our **Boathouses** are custom designed to your preferences in a variety of styles and configurations and often incorporate our heavy duty boathouse boat lifts. Our pile dock and crib dock systems typically serve as the boathouse foundation and are designed to support the boathouse and/or sundeck roof.



## Boathouses

- Open-sided, fully enclosed and sundeck-style boathouses
- Variety of railing styles, including rustic Adirondack, composite or stainless-steel cable rail
- Boathouse Upgrades and renovations to existing structures – specializing in foundation / dock replacements
- Call today for a free consultation and project estimate

**Drawing of boathouse shown above**



*Piles descend 20 feet into the lake and are pinned to ledge to support this boathouse in an extremely deep and rough area of the lake.*



**Above:** Boathouse boat lift installed in the above boathouse.  
See our Custom Boat Lift section on pages 28-29.





Brant Lake, NY

*Pile dock with enclosed boathouse.*



Eagle Lake,  
Ticonderoga, NY

*Land-based pile dock foundation with boathouse designed & built by The Dock Doctors.*



*Crib dock with sundeck style boathouse and sling style boathouse lift.*



Putnam Station  
Lake George, NY



# Boathouse Foundations: Pile & Floating

Whether building a new boathouse or restoring an old boathouse, we offer a variety of options for [Boathouse Foundations](#). Our permanent pile docks are ideal foundations for boathouses, and are custom designed for your site and specific requirements. We also offer floating boathouse foundations for fluctuating water levels.



Twin Birches Cottages  
Lake George, NY

*Above: Boathouse complete with "sundeck-style" roof with stainless steel cable rail.*

**Bottom Left:** Pile dock foundation & boathouse by The Dock Doctors.

**Bottom Right:** Pile dock foundation with 8" piles with boathouse complete.



## Pile Foundations for Boathouses

Our pile dock systems can be manufactured to support a boathouse and/or sundeck and are custom designed for your site.



## Floating Foundations for Boathouses

When a permanent support structure is not feasible due to fluctuating water levels, we custom design floating foundations & support structures for boathouses.



## Boathouse Foundations: Repairs or Replacement

We have the experience and necessary equipment to repair or replace your existing Boathouse Foundation. Whether it be a complete replacement utilizing our pile dock foundation system or repairs of an existing crib foundation, we will help with all phases of your project, including the planning, design and permitting.



*Piles being placed for the new pile dock foundation.*



*Our sectional barge with crane can reach sites with little or no shoreline.*



*Historic Boathouse Foundation Replacement, Upper Saranac Lake, NY*

*photos courtesy of Michael Tardif*



Katskill Bay, NY

COMPLETE




DURING

*Above: New pile dock foundation installed.  
Inset: Boathouse lifted with original crib dock foundation removed.*



COMPLETE



BEFORE



DURING

*Above: New pile dock foundation installed.  
Above Right "During": Boathouse lifted with original crib dock foundation removed.*

*"On behalf of the entire Cohen family, THANK YOU for your hard work, dedication, keen intellect, outstanding craftsmanship, good humor, collaborative spirit, and attention to detail. It was truly awesome and humbling to watch all of you in action and to work side-by-side with you these past 6 weeks... We feel a tremendous responsibility of stewardship to convey this historic property to future generations in better condition than we received it, and you are now a part of that history. Your work—your brutally hard and demanding work—has saved and preserved the building for its second century and beyond." - M.T.*

# Custom Boat Lifts: Ultimate Boat Lifts, Custom Canopies, Boathouse Lifts



24,000 lb. Ultimate Vertical Boat Lift with custom bow stop and oil bath drive upgrade (see our STOCK catalog pages 60-63).

## Ultimate Vertical Boat Lifts by The Dock Doctors

- Vertical lifts from 6,000 lb. to 32,000 lb. capacity
- 9 ft. standard lift height (other heights available)
- Great for shallow or deep water applications
- High lift for rough water & fluctuating water levels
- Adaptable to boathouses for use with permanent docks
- Custom heights, widths & lengths are available to accommodate your boat & location
- See complete details & pricing in our [Stock Catalog](#) (pp. 60-63) or online at: [www.thedockdoctors.com/boatlifts](http://www.thedockdoctors.com/boatlifts)



The Dock Doctors 9,000 lb.  
Ultimate Boat Lift  
with custom Sunbrella canopy.

## We specialize in difficult sites



Our Ultimate Boat Lift customized with galvanized lift arms attached to the shore, which allow it to be raised for winter storage.

**Boathouse Lifts** are custom built to be installed in new or existing boathouses. These lifts are designed to accommodate various boat styles, capacities, and in some cases, aesthetic appearance.

- Freestanding units available for boathouses without the structural integrity to support your boat
- Sling style for shallow water applications
- Bunk style cradle system with pull-out tubes for winter storage



*Above: Sling style system for shallow water applications.*




*Above: Bunk-style cradle system with pull-out tubes in place for winter storage. Inset: Boat lifted during the summer season with pull-out tubes retracted.*

# Crib Docks

Whether damaged from ice or just age, we have the experience, knowledge, and equipment to repair or replace your crib dock or boathouse foundation. We will help with all phases of your project, including planning, design and permitting.

## Crib Docks

- New crib construction
- Crib dock replacement & repair
- Boathouse foundation repair & replacement



*Crib dock foundation completed with boathouse uprights in place for sundeck construction.*



*New crib dock being constructed.*





Putnam, NY



*New cribs being moved into position.*



*Crib dock in progress.*




## Marine Construction: Seawalls, retaining walls, shoreline restoration

Whether your project is typical and straightforward or complex and technical; we are experienced in all aspects of Marine Construction. We will help you with all phases of your project, including consultation, design, permits, service and installation.



COMPLETED

***The Dock Doctors** team did a phenomenal job and we are very pleased at the result and value. Once you actually watch the 2-3 week process of building forms, anchoring properly into the wall and footing, and tending to all the little details...it becomes clear that the lowest bidder approach is not a sound strategy. It was a pleasure to watch **The Dock Doctors** team and their exceptional expertise work through the process. It was quite a show!" - C&S Ballister, Lake Bomoseen*



BEFORE



DURING

photos by S. Ballister



- Concrete retaining & seawalls
- Stacked decorative concrete retaining walls
- Concrete wall recapping/refacing
- Concrete dock recap and/or reface
- Rip rap shoreline erosion control
- Sectional barge service



Lake Bomoseen, VT

**Historic Pier Preservation, Hudson River, Livingston, NY**



COMPLETE



BEFORE



Prepping for footing



Forming for footing



Footing complete - ready for stacked decorative blocks

## Hillside Trolley: A unique alternative to stairs for hillside access

When accessing your waterfront is challenging due to site conditions or physical restrictions our Hillside Trolley is a great alternative to stairs. Open up new possibilities for your waterfront living.



Hulets Landing, Lake George, NY

Call us today at: (800) 870-6756 to start planning your project, or fill out our site survey at: [www.thedockdoctors.com/site-survey](http://www.thedockdoctors.com/site-survey)

- Marine grade aluminum track & car with stainless steel fasteners
- Easy to use push button controls with a security lock
- Trolley car features powder coated finish & composite seat & decking
- Free span truss designs & powder coated track systems available
- Galvanized steel pilings & track supports allow for adjust-ability during tough terrain installations in soils or on ledge without the need of concrete
- Custom aluminum track extrusion captures & facilitates the car wheels, track supports, splice connections, electrical & safety components

*We will install anywhere in the Eastern United States.*



Lake Willoughby, VT



Lake Champlain, VT



Lake Winnepesaukee, NH



Learn more and watch a video at:  
[www.thedockdoctors.com/hillside-trolleys](http://www.thedockdoctors.com/hillside-trolleys)

## Stairs: Galvanized steel stair systems



Lake Champlain, VT

Whether it be to your waterfront, or just to traverse down an otherwise impassible area, our custom designed and fabricated Stair Systems accommodate the most typical to the most difficult site.

- One-piece galvanized steel frames
- Free span stairs for sites that require a wide span between supports
- Lower sections that hinge for winter storage
- Optional powder coated finish
- Aluminum stairs also available
- Commercial stairs for waterfront and non-waterfront sites




North Hero, VT



Freespan stairs with lower section that raises for winter storage.

*Left: Hinged lower section of the above stairs raised for winter storage using our T-pole and cable lift system.*



*Stairs during manufacturing*



*Stairs loaded for delivery and installation*



*Stairs being installed.*

# Stairs



*Stairs designed for a gradual, sloping site with brown powder-coated aluminum rails.*


Gull Pond, Tupper Lake, NY



*Black powder coated stairs with spindle rail.*




*Designed to provide minimal aesthetic impact, mono-beam freespan stairs are ideal for use in landscape settings.*



*Stairs to traverse a rocky shoreline.*



*We specialize in stairs for even the most difficult sites.*



Croton-on-Hudson, NY

*Free span stairs with black powder coating and Ipe treads traversing a vertical drop of approximately 60 feet.*

# Stairs



*Above: Stair system to traverse a rocky shoreline.*



*Stainless-steel cable rail provides safety and an open aesthetic appearance.*

*Measuring for a new stair system.*



*Stairs during production in our manufacturing facility*



*Curved mono-beam stairway during installation*





*“Swim stairs” featuring Sure-Step decking for slip-free stair treads.*

## Custom Aluminum Stairs *(designed for your site)*



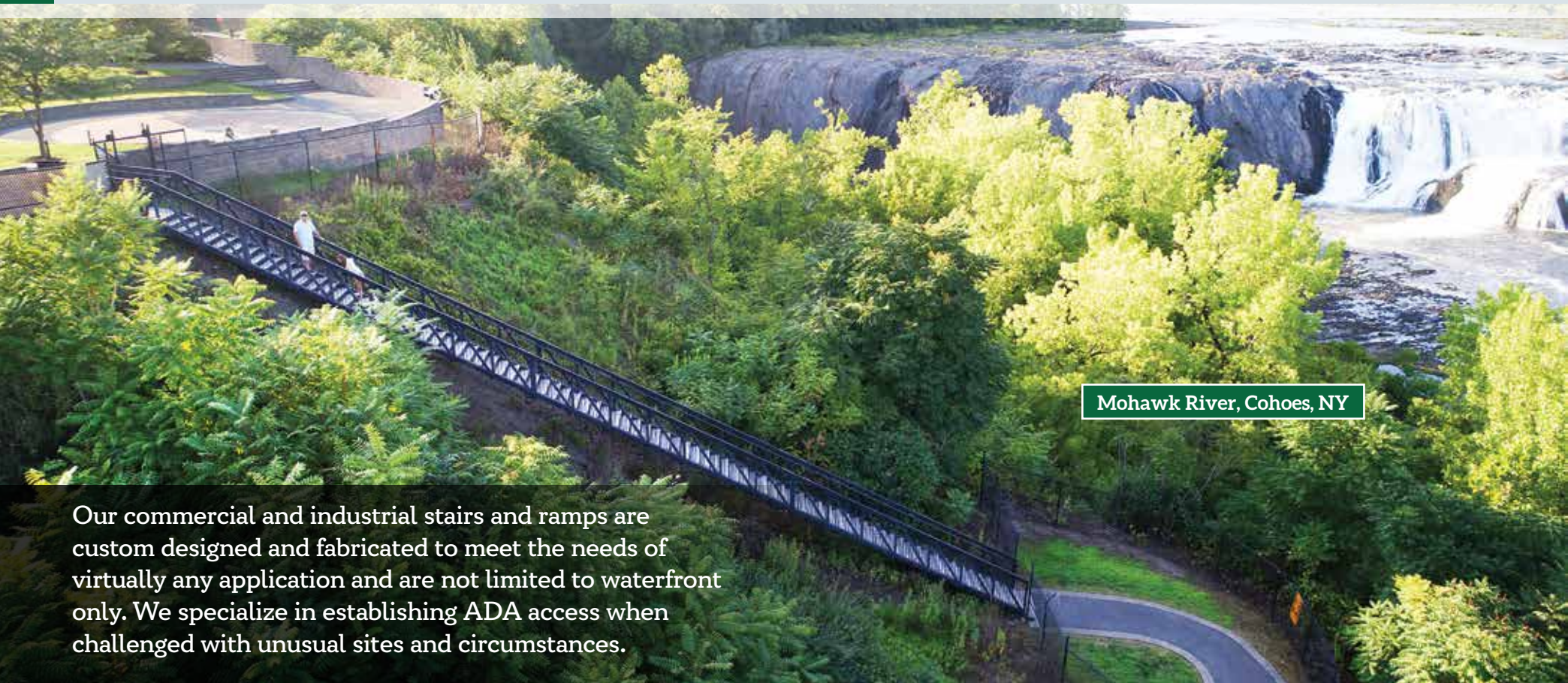
*Custom aluminum stairs and handrails with brown powder coated finish.*

## Stock Aluminum Stairs *(readily available)*



We also offer aluminum stairs in stock lengths that are adjustable for angles from 27° to 44° and will accommodate lengths up to 18'. See our Stock Catalog for specifications & pricing (pages 19–21), or online at: [www.thedockdoctors.com/stair-kits](http://www.thedockdoctors.com/stair-kits)

## Stairs: Commercial Stairs & Ramps



Mohawk River, Cohoes, NY

Our commercial and industrial stairs and ramps are custom designed and fabricated to meet the needs of virtually any application and are not limited to waterfront only. We specialize in establishing ADA access when challenged with unusual sites and circumstances.



*112' long industrial free span stairs for a hydro-power plant.*

*Right: Installation of the stairway with a crane.*






Rogers Memorial Park  
Bolton Landing, NY

*ADA access ramp transitions from the upper pier area to our commercial pile dock.*



*Above: ADA commercial grade galvanized steel curved ramp with Ipe decking & powder coated rails.*



South Meadow Apartments  
South Burlington, VT

*Commercial galvanized steel stairs and walkway with spindle rails and pressure treated treads.*



*Commercial galvanized steel stairs with pressure treated treads and spindle rails for a children's summer camp.*

# Shoreside Platforms & Wetland Walkways: Safe access across wetlands & shorelines



Shore connection for articulating style dock



Shore connection for floating gangway & dock



Shoreside platform on roadside site with no shoreline



## Wetland & Waterfront Walkways


- Permanent pile, floating or free span design pending site requirements
- Commercial & Residential applications
- Provides ADA access in often challenging sites



*Pedestrian bridge with black powder coated railings.*



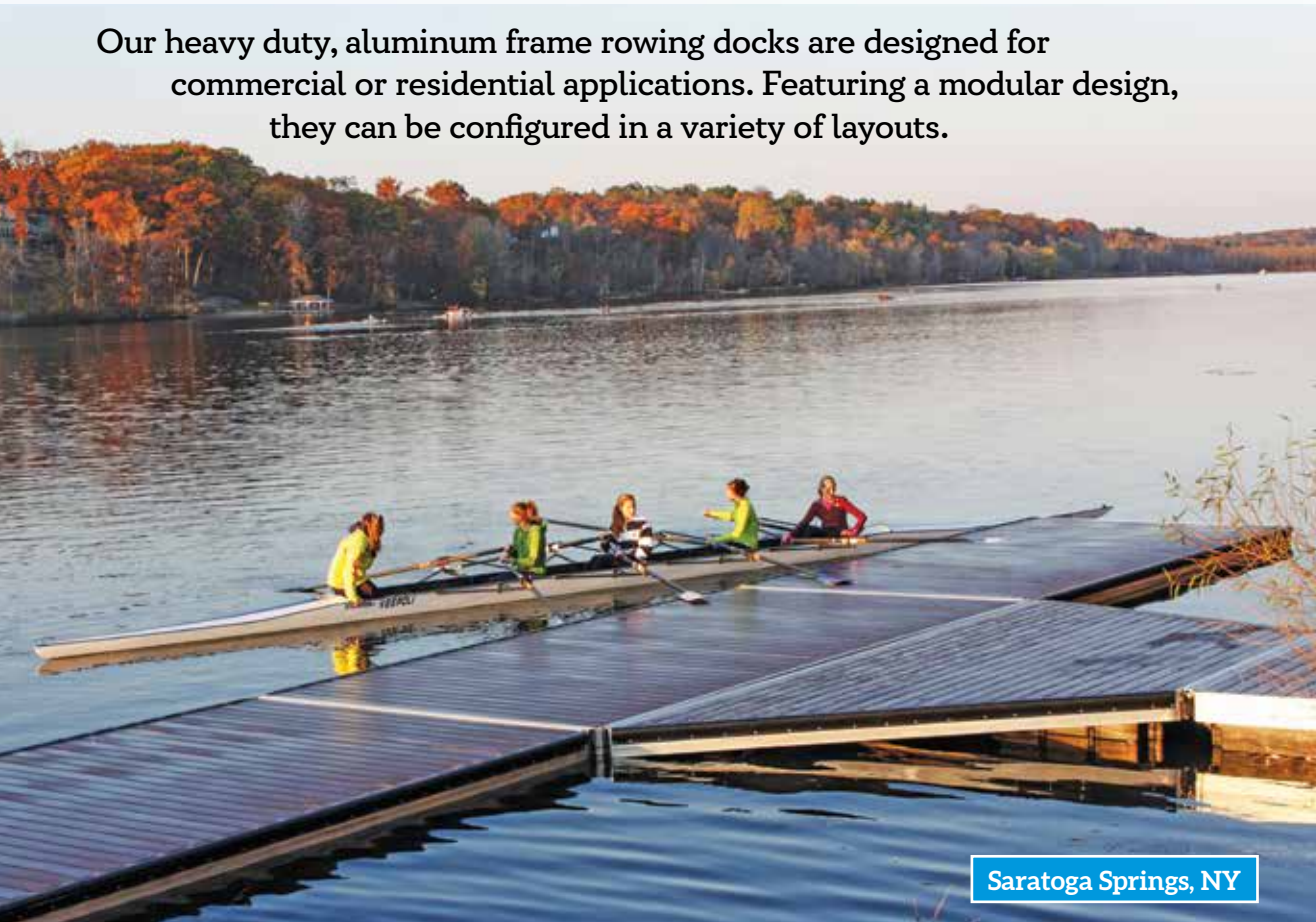
*Residential site with walkway thru wetland area.*



*Shoreline walkway & shore connection for a series of articulating docks.*

# Rowing Docks: Heavy Duty Aluminum


Our heavy duty, aluminum frame rowing docks are designed for commercial or residential applications. Featuring a modular design, they can be configured in a variety of layouts.



Saratoga Springs, NY



- 7" aluminum track frame with 6"-8" freeboard
- Heavy duty, stainless-steel connection hinges
- Modular track-style frame allows easy additions of optional components and multiple layout options
- Black polyethylene flotation filled with expanded polystyrene bolted directly to the frame
- Cedar decking, or upgrade to optional Ipe or composite
- Optional marine grade black vinyl edge fender
- Optional debris diverter protects the dock from floating debris often seen in river settings



Above: Custom 16' wide ramp.





Rondout Rowing Club  
Kingston, NY



City of Dover,  
Cochecho River, Dover, NH

*Our aluminum frame Rowing Dock with 38' x 7' aluminum gangway and commercial kayak launch with ADA transfer platform (see pp. 48-49). Our pile dock serves as a shore hitch.*

The Dock Doctors are the exclusive distributors of **Connect-A-Dock** products for New England and New York. Please contact us for a details and a free estimate.



Skidmore College,  
Saratoga Springs, NY

# Dock & Launch: Commercial & Municipal - Heavy Duty Aluminum

See a video of our launch docks in use at:  
[www.thedockdoctors.com/commercial-launch](http://www.thedockdoctors.com/commercial-launch)



*Boarding handle for easy craft entry.*



*Optional ADA transfer platform and overhead rails.*



*Grab & Launch rails for smooth launching.*




- 7" aluminum track-style frame and composite or Ipe decking.
- Features boarding handle and grab and launch rails. Non-skid surface on the launch platform.
- Can be used as a complete floating dock system, integrated into existing systems, or in conjunction with any of our floating dock systems.

## Heavy Duty Dock & Launch System

Featuring a 7" tall aluminum frame, and 20'3" x 19' overall size, our heavy duty dock and launch system includes:

- A (1) Main Frame (7' x 19')
- B (2) Dock Fingers (7' x 13'3")
- C Launch Ramp (4'4" x 15') with Sure-Step® non-skid decking & built in rollers
- D Boarding handle
- E Grab & launch rails



## Floating add-on kayak launch

Ideal to add onto existing municipal or commercial floating dock systems that want to upgrade to provide a safer launching experience for paddlers. Please contact us for a free quote on your project.



To anywhere in the continental USA



Our ADA transfer platform is available as an option on our launch dock system or can be sold separately and mount to your existing dock.



# Dock & Launch: Commercial & Municipal - Heavy Duty Aluminum

See a video of our launch docks in use at:  
[www.thedockdoctors.com/commercial-launch](http://www.thedockdoctors.com/commercial-launch)



Henry Hudson Park, Bethlehem, NY



Goodyear, AZ

Floating add-on kayak launch with two launch ramps



Basin Harbor, VT

Floating add-on kayak launch

## Commercial & Municipal: Heavy Duty Aluminum Floating Docks

Our heavy duty aluminum track floating docks and gangways are ideal for residential and commercial applications where the exposure requires a heavier duty system but does not necessarily require our custom galvanized steel truss floating docks.



Town of Crown Point, NY

*Heavy duty aluminum floating docks & aluminum gangway.*

- Readily available option for more exposed sites
- Ideal for commercial applications including municipalities, homeowner associations & children's summer camps
- Can be configured as an ADA accessible system
- 7" tall track frame allows for all components & accessories to be slid on dock system



Town of Sherborn, MA

*Above: Heavy duty aluminum floating docks with composite decking and custom swim turn boards.*

# Commercial & Municipal: Heavy Duty Aluminum Floating Docks



Boyd's Campground, Key West, FL



Aluminum docks being manufactured.



Town of Corinth, NY



Final decking being installed at our production facility.



*Association dock system using our heavy duty aluminum floating docks.*



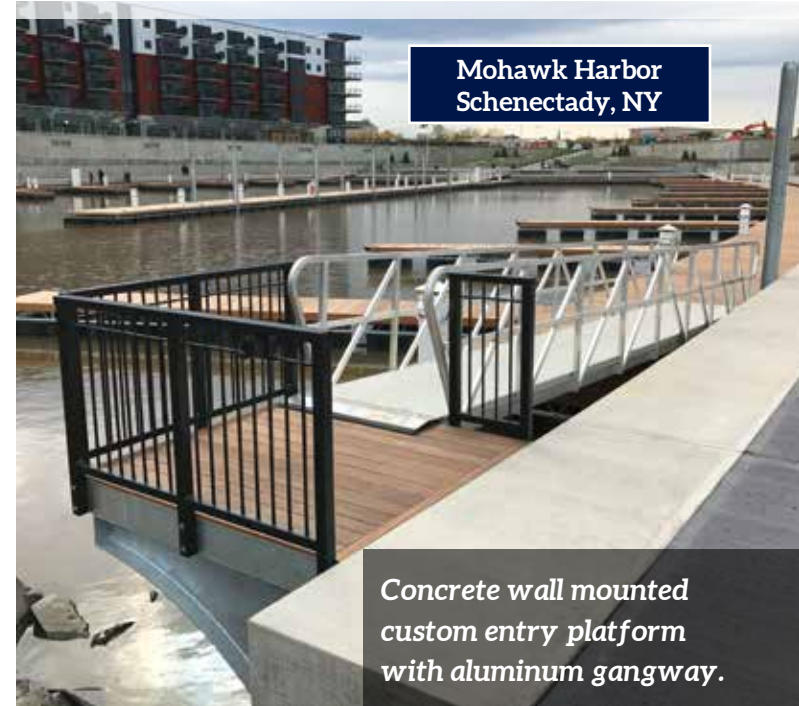
*NYSDEC Second Pond Boat Launch, Saranac Lake, NY*



**Town of Sherborn, MA**

*Heavy duty aluminum floating docks with composite decking and custom swim turn boards.*

# Commercial & Municipal: Commercial Gangways



*7' wide gangway designed to accommodate rowing sculls.*





# Commercial & Municipal: Commercial Marinas - Municipal Waterfront - Associations

Our commercial and industrial products are custom designed and fabricated to meet the needs of virtually any application, not only along the waterfront, but for a variety of industrial sites requiring specialty products. We specialize in the design and installation of products that are designed for restrictive parameters in relation to permitting, location, terrain, and limited space.



City of Plattsburgh, NY

*In house design & consulting*



*Proudly made in Vermont, USA*



*Professional Installation*



***We are experienced in working with all types of commercial entities on a variety of projects:***

- Municipalities
- Federal & State Agencies
- Homeowner Associations
- Commercial Marinas
- Hydro Dam & Utility Companies

**Commercial Products for All Types of Sites & Conditions**

- Tidal & River Floating Dock Systems
- Wave Attenuators
- Permanent Pile Docks & Shore Platforms
- Waterfront Access Systems – Stairs & Hillside Trolleys
- ADA Compliant Floating Docks & Shore Access Systems
- Wetland Bridges & Walkways
- Rowing Dock Systems

**Marble Island Resort  
Colchester, VT**



*The "Island Runner" Ferry at  
Burton Island State Park, St. Albans, VT*



*Commercial steel truss floating system installed  
at the Burlington Boathouse, Burlington, VT*

# Mohawk Harbor



Mohawk Harbor, Schenectady, NY

## Shore Anchor Examples

Often site restrictions or permitting require no “in-water” anchoring for floating dock systems. Below are just a few examples of our commercial grade shore anchoring methods.





Bridge for Parking Lot Access at Six Flags The Great Escape, Lake George, NY

# Commercial & Municipal: Commercial Pile Docks



Rogers Memorial Park  
Bolton Landing, NY

*We served as the general contractor for the Bolton Landing Municipal Pier revitalization project*



Village of Fayetteville, NY

*NYSDEC Fishing Pier, Green Lake, NY*




*Permanent pile dock system at a Homeowners association*

*Portable work boats from 25' - 32' in length allow us to provide installation of our products throughout the Northeast*



# Commercial & Municipal: Wave Attenuators



*Wave attenuator system installed at neighboring marinas on Mallets Bay, Colchester, VT*



*Wave attenuators during production in our manufacturing facility.*



*Wave attenuator ready for installation.*



*Wave attenuator being installed.*

## Commercial & Municipal: Commercial Waterfront Construction

*We are experienced with all phases of **commercial waterfront construction**. We offer on-site consultations and conceptual layouts. Please contact us today to start planning your project.*



**Complete pier replacement and new pile dock.**  
*Town of Bolton Landing, Bolton Landing, NY*



**During Construction**

### Bay Harbor Marina, Colchester, VT



**BEFORE**




**AFTER**

*Complete reconstruction project including new dock systems, gangway and travel lift pit.*





Viewing platform being manufactured in our facility.



Public viewing platform installed at a hydro-power plant facility along the Mohawk River, Cohoes, NY



1) Concrete footing for stacked decorative block wall formed and ready to pour.



2) Decorative stacked wall complete.




**Kehoe Conservation Camp, Castleton, VT**

3) Project complete with stacked block wall, concrete steps and our seasonal dock system.

## Our Experience, Equipment & Services

*We have the experienced staff, the necessary equipment and the specialty tooling to offer a full range of services for all of your waterfront needs.*



*Pile driving typically from 4" to 12" in diameter (larger if necessary).*


## Seasonal Services

*Take the worry and hassle away with The Dock Doctors® seasonal service plan.*



*Specialty underwater tooling to install complex permanent underwater structures*

*Four portable workboats ranging from 17' to 40' in length.*


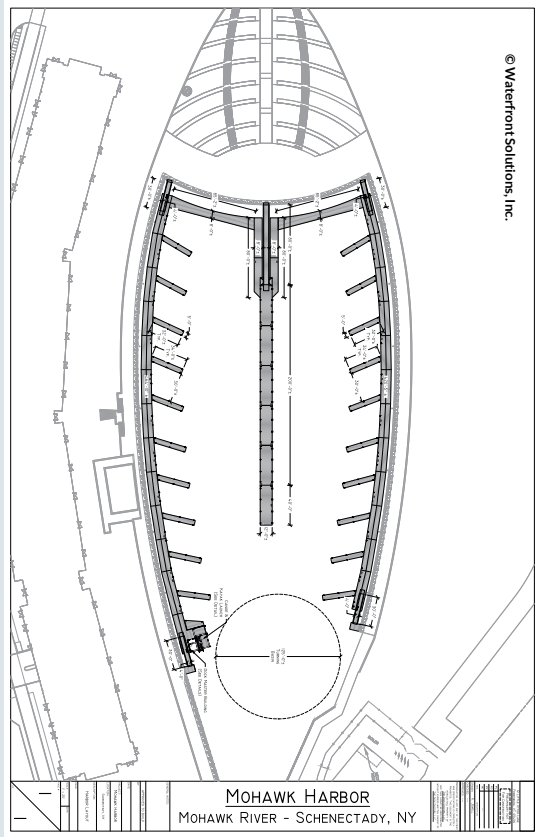


*"Doc" and our sectional barge with excavator*



**WATERFRONT SOLUTIONS** is a consulting service available for residential sites, commercial, municipal and state agencies. Our specialty is working within challenging parameters with regard to topography, shoreline accessibility, exposure, heavy currents, wetlands and ADA accessibility.

## **UNIQUE INNOVATIVE SOLUTIONS** *Concept • Design • Permitting*



### ***Our services include:***

- Design Specifications for Bids
- Project Estimates for Architects, Municipal & Consulting Engineers & Land Planners
- Conceptual Designs
- Waterfront Surveys
- Anchoring Layout & Design
- Wind / Wave Analysis



### ***We perform Project Designs for:***

- Complete Marina Systems
- Municipal Waterfront Development and/or Revitalization Projects
- Boat Launches
- Wave Attenuation
- ADA Accessible Projects
- Waterfront Access Systems
- Commercial Paddle Craft Launch Systems

**WATERFRONT SOLUTIONS**  
**(802) 349-9580**  
[info@waterfrontsolutions.net](mailto:info@waterfrontsolutions.net)  
[www.waterfrontsolutions.net](http://www.waterfrontsolutions.net)

# The Dock Doctors<sup>LLC</sup>

Waterfront Specialists



1984-2021  
**37 YEARS'**  
experience



Take a virtual tour of our facility at:  
[www.thedockdoctors.com/tour](http://www.thedockdoctors.com/tour)

**800-870-6756**  
[www.thedockdoctors.com](http://www.thedockdoctors.com)  
[info@thedockdoctors.com](mailto:info@thedockdoctors.com)

Vermont Showroom & Manufacturing Facility  
19 Little Otter Lane, Route 7, Ferrisburgh, VT 05456



Open  
year-round!

**Open Year-Round**  
Monday-Friday: 9am-4:30pm  
Saturday: 9am-1pm (April 10th thru July 24th)  
Showrooms closed Memorial Day Weekend and 4th of July

Lake Placid / Saranac Lake Showroom  
876 State Route 86, Ray Brook, NY 12977



Open  
Jun 1 - Aug 28

**Open Seasonally: June 1st through August 28th**  
Tuesday-Friday: 10am-4:30pm  
Saturday: 9am-1pm  
Showrooms closed Memorial Day Weekend and 4th of July

2021 CUSTOM CATALOG