



The  
**Dock Doctors**<sup>®</sup>  
LLC

Waterfront Specialists

2020 Custom Catalog

**DOCKS & BOAT LIFTS**



**STAIRS & SHORE ACCESS**



**HILLSIDE TROLLEYS**



**COMMERCIAL & MUNICIPAL**





Founded in 1984, *The Dock Doctors* offers a complete range of waterfront products for residential, municipal and commercial customers. With over 36 years of experience our team has extensive knowledge, expertise and solutions for the challenges of waterfront design.

**800-870-6756**

[www.thedockdoctors.com](http://www.thedockdoctors.com)

[info@thedockdoctors.com](mailto:info@thedockdoctors.com)



Take a virtual tour of our facility at: [www.thedockdoctors.com/tour](http://www.thedockdoctors.com/tour)





## CUSTOM DOCKS & BOATHOUSES



## STAIRS & SHORE ACCESS



## Table of Contents

### CUSTOM DOCKS & waterfront products

*Custom designed and manufactured for your site*

Heavy Duty Aluminum Floating Docks.....	4-5
Heavy Duty Steel Truss Floating Docks.....	6-11
Articulating Docks.....	12-15
Shoreside Platforms & Walkways.....	16-17
Pile Docks.....	18-23

### BOATHOUSES ~ Boathouse Foundations

*Boathouse Foundation Repairs, Custom Boat Lifts*

Boathouses.....	24-25
Boathouse Foundations (pile & floating).....	26-27
Boathouse Foundation Repair.....	28-29
Custom Boat Lifts.....	30-31

## COMMERCIAL & MUNICIPAL



## HILLSIDE TROLLEYS



### MARINE & SPECIALTY CONTRACTORS

Crib Docks.....	32-33
Seawalls, Retaining Walls, Shoreline Restoration.....	34-35
Commercial Waterfront Construction.....	63

### STAIRS & WATERFRONT ACCESS

Hillside Trolleys.....	36-37
Stairs.....	38-43
Commercial Stairs & Ramps.....	44-45
Wetland Walkways & Gangways.....	46-47

## KAYAK LAUNCH SYSTEMS



## MARINE CONSTRUCTION



### COMMERCIAL & MUNICIPAL PRODUCTS

Rowing Docks.....	48-49
Commercial Dock & Launch Systems.....	50-52
Commercial Heavy Duty Aluminum Docks.....	53-55
Commercial Marina Dock Systems.....	56-61
Wave Attenuators.....	62
Commercial Waterfront Construction.....	63

### ORDERING INFORMATION

Site Survey / FREE Estimate.....	2
Equipment & Services.....	64

### CONSULTING SERVICES

Waterfront Solutions Consulting.....	inside back cover
--------------------------------------	-------------------



# Start planning your project today!

Complete our site survey online or call us to get started!



[www.thedockdoctors.com/site-survey](http://www.thedockdoctors.com/site-survey)  
or call us at 800-870-6756

## Design ideas, free estimates and conceptual layouts\*

Whether your project is complex or straight-forward, our experienced staff will create a free conceptual layout and estimate designed to your individual needs and specific site conditions. Our extensive range of knowledge and expertise allows us to offer a very diverse, and often innovative product line to meet the challenges of site conditions and unique situations. *We offer in-house and on-site consulting, conceptual layouts and designs.* \*some restrictions apply

## Proudly manufactured in Vermont, USA

All of our products are manufactured in our state-of-the-art facility in Ferrisburgh, Vermont. We offer both readily available stock products as well as custom designs for your specific needs. We strive to source all of our raw materials from within North America.

## Specialty equipment and professional installation

We have the equipment, knowledge and experienced staff to ensure a smooth and quality installation. We also offer seasonal installation and removal services throughout the entire Northeast.

- Work barges with hydraulic cranes.
- Fleet of service vehicles that cover the Northeast region.

In house design & consulting



State-of-the-art manufacturing facility




Professional Installation





## Conceptual layouts



Proudly made in the USA



Specialty Equipment



## View our other catalogs: [www.thedockdoctors.com/catalogs](http://www.thedockdoctors.com/catalogs)

Featuring readily available products for your waterfront & paddle craft needs



Download any of our catalogs online at: [www.thedockdoctors.com/catalogs](http://www.thedockdoctors.com/catalogs)  
or call us at 1-800-870-6756 to have one mailed to you today.

## What our customers say ★★★★★

*“The dock that was installed yesterday at our cottage on Hedges Lake was exactly what we wanted and installed to perfection. From the beginning of the design process with Ben through the installation process with Justin, everything was done beyond my expectations. Thank you both for your involvement.”*

- J.H., Jackson, NY

*“On behalf of the entire Cohen family, THANK YOU for your hard work, dedication, keen intellect, outstanding craftsmanship, good humor, collaborative spirit, and attention to detail. It was truly awesome and humbling to watch all of you in action and to work side-by-side with you these past 6 weeks.”*

- M.T., Saranac Lake, NY

*“I was so impressed - they worked hard, they treated my property as if it was their own and they paid attention to every detail. I’m in the service business myself and it’s fair to say that I’m a TOUGH customer - this team exceeded every expectation that I had.”*

- RP, Hague, NY

*“You have outstanding young men representing you and thought you should know.”*

- TS, Glens Falls, NY

*“Andrew’s crew put in my dock and just left. Fantastic Job! It was so good observing a crew that obviously likes each other - their conversation and behavior was friendly, they anticipated each other’s need for tools or a hand, they worked hard together.”*


- MM, Caspian Lake, NY



# Custom Floating Docks

Our heavy duty aluminum floating docks and gangways are ideal for residential and commercial applications where the exposure requires a heavier duty system but does not necessarily require our custom galvanized steel truss floating docks.

## Heavy Duty Aluminum



Our pile platform used as a shore hitch.



Saranac Lake, NY



## Heavy Duty Aluminum Floating Docks

- Ideal for residential & commercial applications, children's summer camps, homeowner associations & municipalities
- Universal design offers options for unique situations such as canoe/kayak launch sites & ADA accessibility
- Track frame allows for all components & accessories to slide on the dock system
- Black polyethylene 100 % sealed flotation, injected with Styrofoam & bolted directly to the frame
- Typical anchoring methods as well as specialty anchoring for unique sites



Charlotte, VT

Heavy duty aluminum floating dock and aluminum gangway and our pile platform used as a shore-hitch.



Lake Champlain, VT

Heavy duty aluminum floating dock and aluminum gangway with cedar decking.



Round Lake Preserve, Mechanicville, NY

Heavy duty aluminum floating dock with composite decking and aluminum gangway with aluminum decking.



# Custom Floating Docks

## Heavy Duty Steel Truss

Our heavy duty steel truss floating docks are custom designed and manufactured for your needs and site requirements. Our experience with docks in all types of lakes, rivers and saltwater applications gives us the ability to design a system that will accommodate the most severe or unusual situation.



Custom "L" shaped floating dock and steel gangway.

Colchester, VT





## Heavy Duty Steel Truss Floating Docks

- Custom designed & fabricated for your site
- Heavy-duty, commercial grade, galvanized steel truss frames
- Black polyethylene 100 % sealed flotation, injected with Styrofoam & bolted directly to the frame
- Unique connection methods, hinge systems & dampening systems to reduce movement
- Our knowledge and expertise with various anchoring methods will ensure the integrity of your dock system
- Professional installation available



*T-shaped floating dock with Ipe decking and custom swim stairs.*



*Above: Our mega-duty leg dock used as a transition to a custom steel truss floating dock for a site that has high spring water levels. Inset: Close up of the connection from the leg dock to the floating dock.*





Lakes Region, NH

*Above: L-shaped floating dock with Ipe decking & truss skirt board to camouflage the frame.*



*Above & Right: Our launch ramp with boarding handle integrated into a custom floating dock. Easily board and launch kayaks, canoes and other small crafts.*







Ferrisburgh, VT

*Steel truss floating dock with Ipe decking and heavy-duty aluminum lower freeboard paddle dock extension.*



*Above Left: Manufacturing of the dock frame.  
Above Right: Decking being applied in our workshop.*



*Docks loaded and ready for delivery.*



North Ferrisburgh, VT

*Straight floating dock with adjustable float frame on ramp to accommodate varying lake levels.*



*Installation with our workboat.*





Steel truss floating dock with Ipe decking. **Inset:** Internal mounted anchor chain tube – shown with deck access plate removed.



Steel truss floating dock with pressure-treated decking. **Inset:** Example of spud pole anchoring.

### Example Shore Hitch Methods





# Floating Docks for Tidal Settings

**Designed for extreme water fluctuation and heavy wave action often experienced at these sites.**

- Unique solutions for rough water, heavy current & tidal fluctuation
- Custom designed & fabricated for each individual site
- Heavy duty commercial grade, galvanized steel truss frames
- Contact us for a free consultation & estimate
- Professional installation available



Hudson River, Saugerties, NY

*Left: Shoreside platform used for attachment system.*



Vineyard Haven, MA

*Heavy duty aluminum floating dock with Ipe decking.*



Hudson River, Rhinebeck, NY

*U-shaped heavy duty galvanized steel floating dock with Ipe decking & truss skirting (above).*



# Articulating Docks

*Steel truss frame docks that raise for winter storage*

**Articulating Docks** are ideal for use in controlled level lakes. Enjoy the benefits of a permanent dock and protect it from ice damage by simply raising it for winter storage. Available in a variety of layouts, we custom design and manufacture to meet your individual needs as well as specific permit restrictions.



Hague, NY

*Above: U-shaped articulating dock with post covers and skirt boards to camouflage the steel truss frame. Right: Dock raised for winter storage.*





## Articulating Docks

- Galvanized steel truss frame
- Variety of decking options & aesthetic options available to camouflage the steel components
- We offer a variety of configurations based on your individual needs & any permit restrictions
- Concrete pad or our shoreside pile platform are typical options for the shore mount connection



Putnam Station, NY



**Above:** Articulating dock with our shoreside platform used as a shore mount. Shown with our 2-craft dock mounted storage rack (see our STOCK catalog for more info) or online at:

[www.thedockdoctors.com/shop](http://www.thedockdoctors.com/shop)

**Above Top:** Articulating dock with cedar decking and 5,000 lb. Hydraulic Boat Lift. **Above Left:** Dock raised for winter. **Above Right:** Our shoreside pile platform serves as a shore-hitch.



# Articulating Docks




Lake George, NY



*Above: U-shaped articulating dock with Ipe decking, post covers and skirt boards to camouflage the steel truss frame.*

*Left: Our pile platform serves as a shore-hitch.*





Lake Dunmore, Salisbury, VT



Gull Bay, Lake George, NY



**Above:** Articulating dock with our shoreside pile platform used as shore mount.

**Left:** One of our crews raising the dock for winter storage.



**Above Top:** Articulating dock with vertical fenders and Hydraulic Boat Lift. **Above Bottom:** A concrete pad serves as the shore hitch for the above articulating dock.

**Start planning your project today:**  
Complete our [site survey](http://www.thedockdoctors.com/site-survey) online or call us to get started:  
[www.thedockdoctors.com/site-survey](http://www.thedockdoctors.com/site-survey)



# Shoreside Platforms & Walkways



Twin Birches Resort, Lake George, NY

**Shoreside platforms & walkways** are custom fabricated in any size, shape, or layout to accommodate your specific site and needs.

- Waterfront deck area for sites with no shoreline
- Shore connection system for a floating dock
- Transition over rocky shoreline to a leg dock
- Shore hitch for an articulating dock
- Wetland or waterfront walkways
- Handicap or ADA access



Village Estates, Lake George, NY



See more shoreside platforms at: [www.thedockdoctors.com/shoresideplatforms](http://www.thedockdoctors.com/shoresideplatforms)



## Shoreside / Wetland Walkway



*Above: Curved walkway using our galvanized steel permanent pile platform.*

*Inset: During fabrication in our workshop.*

## Shoreside Platform



*Curved shoreside platform with stainless steel cable rails.*

## Waterfront deck area & stair transition for a site with a steep shoreline



## Shore connection system for an articulating dock



## Deck area for a roadside site with no shoreline





**Permanent pile docks** are manufactured with a welded galvanized steel channel frame and are available in a variety of layouts. These docks offer the aesthetic appearance of a wooden dock with the structural integrity of a steel frame system and are a great alternative to crib docks as they have less surface area for ice to come in contact with.



Lake George, NY





Ticonderoga, NY

## Pile Docks

- Ideal for use on bodies of water with limited water fluctuation
- Great alternative to crib dock systems
- Manufactured to support a sundeck and/or boathouse roof
- Custom fabricated in any size, shape & layout
- Heavy-duty galvanized steel channel frame
- Large diameter galvanized pipe for pile supports
- Variety of decking & aesthetic options available to camouflage the steel components
- Adjustable pile stanchions built into frame



Ticonderoga, NY

*"L-shaped" pile dock with composite decking.*



Hague, NY

*"U" shaped pile dock.*



# Pile Docks



Shallow water stairs for easy and safe water access.



Pilot Knob, NY

"U-shaped" pile dock with 8" diameter piles and underwater bracing for protection from ice.





Lake George, NY

*Above: Pile shoreside platform and pile dock with underwater bracing on a site with a steep shoreline.*



Huletts Landing, NY

*Above: Pile dock with piles extended above the decking.*



*Pile dock being manufactured in our 25,000 square foot facility in Ferrisburgh, Vermont.*



*Pile dock in final stages with decking being installed.*



*Piles being driven into the lakebed with a pile driver and our workboat "Doc".*



# Pile Docks



Lake Rescue, Ludlow, VT

*Portable work boats from 25' – 32' in length allow us to provide installation of our products throughout the Northeast*




*One of our portable workboats "Dock Jr" installing a pile dock in the Adirondacks.*



*Above: Pile dock on a man made pond.*

*Bottom Right: Pile dock with piles cut below the decking.*




Lake Placid, NY



# We specialize in difficult sites


Custom U-shaped pile dock boathouse foundation installed in an extremely deep and exposed area of the lake.




Putnam Station, NY



Underwater bracing protects this dock which is in a rough and deep area of the lake



25' 0" water depth  
footpads and  
4,800 lb. concrete  
anchor blocks





# Boathouses

Our **boathouses** are custom designed to your preferences in a variety of styles and configurations, and often incorporate our heavy duty boathouse lifts. Our pile dock and crib dock systems typically serve as the boathouse foundation and are designed to support the boathouse and/or sundeck roof.



## Boathouses

- Open-sided, fully enclosed and sundeck-style boathouses
- Variety of railing styles, including rustic Adirondack, composite or stainless-steel cable rail
- Boathouse Upgrades and renovations to existing structures – *specializing in foundation / dock replacements*
- Call today for a free consultation and project estimate



Crib dock with sundeck style boathouse.



Tupper Lake, NY

Pile dock with enclosed boathouse.



Boathouse lift installed in a boathouse.  
See custom boat lift section pages 30-31.





Brant Lake, NY



100 year old historic boathouse damaged by ice, prior to replacement

Above: Complete boathouse replacement with new pile dock foundation and designed to replicate the original 100 year-old design.

"We are so pleased with the boathouse, the quality of work and the quality of the workers was mentioned by all the lakere and ice fisherpersons... Thanks to The Dock Doctors a new piece of history has been returned to beautiful Brant Lake."

- RH, Big Rock, Brant Lake, NY



Lake George, NY

Pile dock foundation with enclosed boathouse and sundeck-style roof with stainless steel cable rails.



Putnam Station, NY



Hague, NY



*Above: Boathouse complete with “sundeck-style” roof with stainless steel cable rail. Top Right: Piles are driven into the lakebed. Bottom Right: Pile dock foundation complete with a slip divider / catwalk. Vertical columns in place for the sundeck boathouse roof.*



Whether building a new boathouse or restoring an old boathouse, we offer a variety of options for **Boathouse Foundations**. Our permanent pile docks are ideal foundations for boathouses, and are custom designed for your site and specific requirements. We also offer **floating boathouse foundations** for fluctuating water levels.



## Pile Foundations for Boathouses

Our pile dock systems can be manufactured to support a boathouse and/or sundeck and are custom designed for your site.



## Floating Foundations for Boathouses

When a permanent support structure is not feasible due to fluctuating water levels, we custom design floating foundations & support structures for boathouses.





We have the experience and necessary equipment to repair or replace your existing Boathouse Foundation. Whether it be a complete replacement utilizing our pile dock foundation system or repairs of an existing crib foundation, we will help with all phases of your project, including the planning, design and permitting.



Historic Boathouse Foundation Replacement, Upper Saranac Lake, NY



Our sectional barge with crane can reach sites with little or no shoreline.



photos courtesy of Michael Tardif



Lifting and supporting the boathouse structure prior to foundation removal and replacement.

New pile dock section being floated into place.

Piles being placed for the new pile dock foundation.



*“On behalf of the entire Cohen family, THANK YOU for your hard work, dedication, keen intellect, outstanding craftsmanship, good humor, collaborative spirit, and attention to detail. It was truly awesome and humbling to watch all of you in action and to work side-by-side with you these past 6 weeks... We feel a tremendous responsibility of stewardship to convey this historic property to future generations in better condition than we received it, and you are now a part of that history. Your work—your brutally hard and demanding work—has saved and preserved the building for its second century and beyond.” - M.T.*

Lake Placid, NY




Boathouse Foundation replacement complete



**Left:** Lifting and supporting the boathouse structure prior to foundation removal and replacement. **Right:** Installation of new pile dock foundation.

Crib dock foundation replacement on an older boathouse.

Bolton Landing, NY




DURING



COMPLETE





24,000 lb. Ultimate Vertical Boat Lift with custom bow stop and oil bath drive upgrade (see our STOCK catalog pages 60-63).



Above: The Dock Doctors 9,000 lb. Ultimate Boat Lift with custom Sunbrella canopy.

## Ultimate Vertical Boat Lifts by The Dock Doctors

- Vertical lifts from 6,000 lb. to 32,000 lb. capacity
- 9 ft. standard lift height (other heights available)
- Great for shallow or deep water applications
- High lift for rough water & fluctuating water levels
- Adaptable to boathouses for use with permanent docks
- Custom heights, widths & lengths are available to accommodate your boat & location
- See complete details & pricing in our **Stock Catalog** (pp. 60-63) or online at: [www.thedockdoctors.com/boatlifts](http://www.thedockdoctors.com/boatlifts)



Custom powder coated aluminum frame canopy.



**Boathouse Lifts** are custom built to be installed in new or existing boathouses. These lifts are designed to accommodate various boat styles, capacities, and in some cases, aesthetic appearance.

- Freestanding units available for boathouses without the structural integrity to support your boat
- Bunk style cradle system with pull-out tubes for winter storage
- Sling style for shallow water applications



*Sling style system for shallow water applications.*



**Bunk style cradle system with tubes that pull-out for winter storage.**

## *We specialize in difficult sites*



*Our Ultimate Boat Lift customized with galvanized lift arms attached to the shore, which allow it to be raised for winter storage.*



# Crib Docks



Whether damaged from ice or just age, we have the experience, knowledge, and equipment to repair or replace your **crib dock** or **boathouse foundation**. We will help with all phases of your project, including planning, design and permitting.

## Crib Docks

- New crib construction
- Crib dock replacement & repair
- Boathouse foundation repair & replacement



*New cribs being moved into position.*



*Crib dock in progress.*



*Completed crib dock.*





Queensbury, NY



Cribs completed and boathouse structure in progress.

*Above: Completed boathouse with crib dock foundation and sundeck.*




Silver Bay, NY

*Left: New crib dock being constructed. Middle: Ready for boathouse roof structure. Right: Boathouse sundeck style roof complete.*



Whether your project is typical and straightforward or complex and technical; we are experienced in all aspects of **Marine Construction**. We will help you with all phases of your project, including consultation, design, permits, service and installation.

- Concrete retaining & seawalls
- Stacked decorative concrete retaining walls
- Concrete wall recapping/refacing
- Concrete dock recap and/or reface
- Rip rap shoreline erosion control
- Sectional barge service



*“We had a uniquely challenging project on Lake Winnepesaukee in NH. Transforming our now crumbling 150’ x 20’ industrial wharf into a one of a kind residential waterfront would be difficult at best... The proper execution required the right people. **The Dock Doctors** proved to be that and much more. Their professional, on-budget execution of the entire project was outshined only by their craftsmanship and their grit in tough conditions. We could not be happier with the result. - JL & BS, Meredith, NH*





## Historic Pier Preservation, Hudson River, Livingston, NY



*Left: Forms for seawall footings being constructed. Middle: Base of seawall complete. Right: Seawall complete with decorative caps.*



# Hillside Trolley

*A unique alternative to stairs for hillside access*

When site conditions or physical restrictions create a challenge accessing your waterfront, our **Hillside Trolley** is a great alternative to stairs to access your waterfront or hillside site and will open up new possibilities for your waterfront living.



Lake Champlain, VT



Lake Winnepesaukee, NH




Lake Willoughby, VT



- Marine grade aluminum track & car with stainless steel fasteners
- Easy to use push button controls with a security lock
- Trolley car features powder coated finish & PVC seat & decking
- Free span truss designs & powder coated track systems available
- Galvanized steel pilings & track supports allow for adjust-ability during tough terrain installations in soils or on ledge without the need of concrete
- Custom aluminum track extrusion captures & facilitates the car wheels, track supports, splice connections, electrical & safety components

*We will install anywhere in the Eastern United States.*

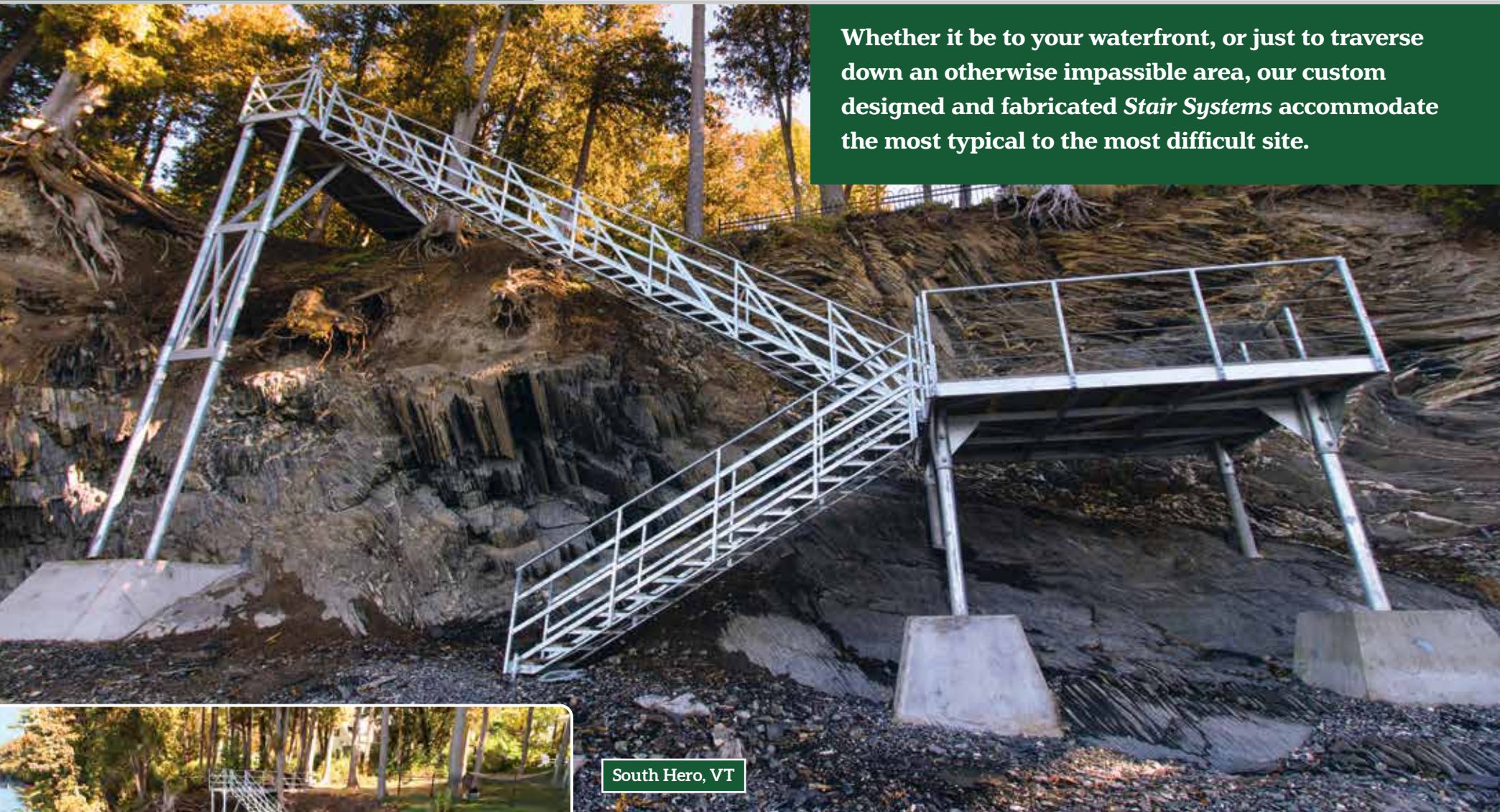
Call us today at: (800) 870-6756 to start planning your project, or fill out our site survey at: [www.thedockdoctors.com/site-survey](http://www.thedockdoctors.com/site-survey)



Learn more and watch a video at:  
[www.thedockdoctors.com/hillside-trolley](http://www.thedockdoctors.com/hillside-trolley)



Whether it be to your waterfront, or just to traverse down an otherwise impassible area, our custom designed and fabricated *Stair Systems* accommodate the most typical to the most difficult site.



South Hero, VT



- One-piece galvanized steel frames
- Free span stairs for sites that require a wide span between supports
- Lower sections that hinge for winter storage
- Optional powder coated finish
- Aluminum stairs also available
- Commercial stairs for waterfront and non-waterfront sites





*Black powder coated stairs with spindle rail.*



*Designed to provide minimal aesthetic impact, mono-beam freespan stairs are ideal for use in landscape settings.*



*Free span stair system with our shoreside platform as a landing.*

Saratoga, NY



# Stairs

*Freespan steel stairs with our shoreside platform as a landing, connecting to our heavy-duty steel truss dock system .*



*Stairs during manufacturing.*



*Stairs loaded for delivery and installation.*



*Stairs being installed.*

Plattsburgh, NY



*We specialize in stairs for even the most difficult sites.*



Croton-on-Hudson, NY



North Hero, VT

*Freespan stair system & shoreside platform for a site with no shoreline.*



*Free span stairs with black powder coating and Ipe treads traversing a vertical drop of approximately 60 feet.*



# Stairs



*Free span stairs with lower section that hinges for winter storage.*



*Left: Hinged lower section of the above stairs raised for winter storage using our T-pole and cable lift system.*



*One of our design/sales staff measuring for a new stair system during a site visit.*



*Plattsburgh, NY*

*Above & Below: Stair systems to traverse rocky shorelines or steep banks.*







Gull Pond, Tupper Lake, NY

Stairs designed for a gradual, sloping site with brown powder-coated aluminum rails.



Stainless-steel cable rail provides safety and an open aesthetic appearance.

### Custom Aluminum Stairs *(designed for your site)*



Custom aluminum stairs and handrails with brown powder coated finish.

### Stock Aluminum Stairs *(readily available)*



We also offer aluminum stairs in stock lengths that are adjustable for angles from 27° to 44° and will accommodate lengths up to 18'. See our **Stock Catalog** for specifications & pricing (pages 18-19), or online at: [www.thedockdoctors.com/aluminumstairs](http://www.thedockdoctors.com/aluminumstairs)



Our **commercial and industrial stairs and ramps** are custom designed and fabricated to meet the needs of virtually any application and are not limited to waterfront only. We specialize in establishing ADA access when challenged with unusual sites and circumstances.

Mohawk River, Cohoes, NY



112' long industrial free span stairs for a hydro-power plant.

Inset: Installation of the stairway with a crane.





*Above: ADA commercial grade galvanized steel curved ramp with Ipe decking & powder coated rails.*




Rogers Memorial Park  
Bolton Landing, NY

*ADA access ramp transitions from the upper pier area to our permanent pile dock.*



*Above: Commercial galvanized steel stairs with pressure treated treads and spindle rails for a children's summer camp.*



South Meadow Apartments  
South Burlington, VT

*Commercial galvanized steel stairs and walkway with spindle rails and pressure treated treads.*



# Wetland Walkways & Gangways

Creating safe access across water, wetlands & shorelines


Custom designed and manufactured for your specific site our **wetland walkways and gangways** are fabricated in aluminum or galvanized steel. We offer a variety of handrails, finishes and decking materials.



## Applications:

- Wetlands & marshes
- ADA access
- Beach access
- Golf cart bridges
- Pedestrian walkways

Pedestrian bridge to traverse a marshy area connected to our aluminum commercial gangway.



Floating walkway for parking lot access at The Great Escape, Lake George, NY.




Pedestrian bridge with black powder coated railings.





*5' x 80' ADA compliant commercial aluminum gangway.*



City of Dover,  
Cocheco River, Dover, NH

*7' wide gangway designed to accommodate rowing sculls.*



*80' commercial aluminum gangway during production, then being loaded for delivery.*





Our heavy duty, **aluminum frame rowing docks** are designed for commercial or residential applications. Featuring a modular design, they can be configured in a variety of layouts.



- 7" aluminum track frame with 6" freeboard
- Heavy duty, stainless-steel connection hinges
- Modular track-style frame allows easy additions of optional components and multiple layout options
- Foam filled black polyethylene floats
- Cedar decking, or upgrade to optional Ipe or composite
- Optional marine grade black vinyl edge fender
- Optional debris diverter protects the dock from floating debris often seen in river settings








City of Dover,  
Cocheco River, Dover, NH

Our aluminum frame Rowing Dock with 38' x 7' aluminum gangway and commercial kayak launch with ADA transfer platform (see pp. 50-52). Our pile dock serves as a shore hitch.



Roundout Rowing Club  
Kingston, NY



Above: Custom 16' wide ramp.

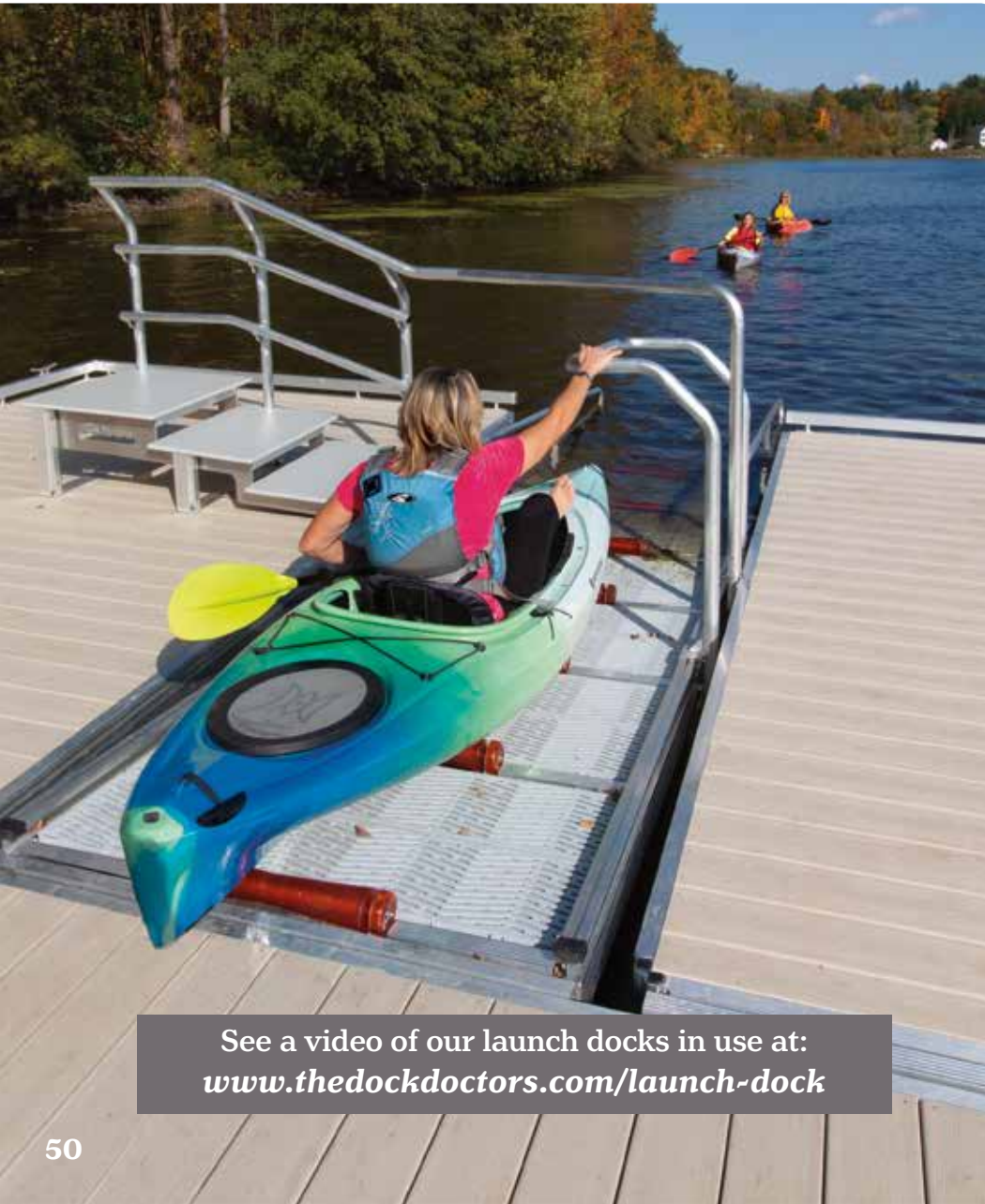
The Dock Doctors are the exclusive distributors of **Connect-A-Dock** products for New England and New York. Please contact us for a details and a free estimate.



Skidmore College,  
Saratoga Springs, NY



Our floating aluminum **Commercial Dock & Launch Systems** feature a modular design with multiple layout options. With optional transfer platform, ADA curbing and handrails, this system meets commercial and municipal quality standards. Can be used as an independent launch system or in conjunction with any of our floating dock systems.



See a video of our launch docks in use at:  
[www.thedockdoctors.com/launch-dock](http://www.thedockdoctors.com/launch-dock)



Independent launch system



Floating add-on kayak launch





- 7" aluminum track-style frame and composite or Ipe decking.
- Features boarding handle and grab and launch rails. Non-skid surface on the launch platform.
- Can be used as a complete floating dock system, integrated into existing systems, or in conjunction with any of our floating dock systems.

## Heavy Duty Dock & Launch System

Featuring a 7" tall aluminum frame, and 20'3" x 19' overall size, our heavy duty dock and launch system includes:

- A (1) Main Frame (7' x 19')
- B (2) Dock Fingers (7' x 13'3")
- C Launch Ramp (4'4" x 15') with Sure-Step® non-skid decking & built in rollers
- D Boarding handle
- E Grab & launch rails



### Floating add-on kayak launch

Ideal to add onto existing municipal or commercial floating dock systems that want to upgrade to provide a safer launching experience for paddlers. Please contact us for a free quote on your project.

Our ADA transfer platform is available as an option on our launch dock system or can be sold separately and mount to your existing dock.





Boarding handle for  
easy craft entry



Grab & Launch rails for smooth launching

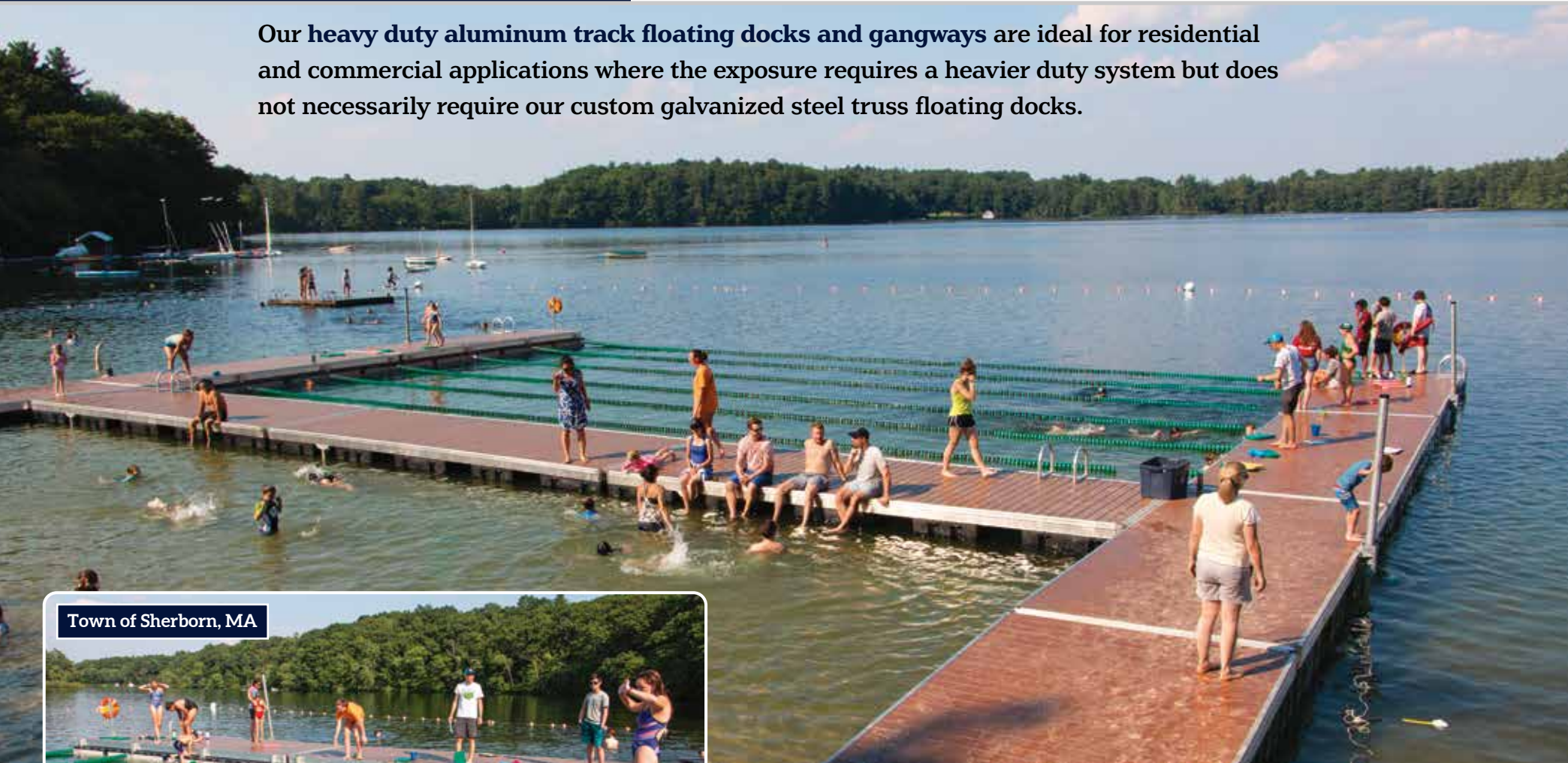


Optional ADA transfer platform and overhead rails

See a video of our launch docks in use at:  
[www.thedockdoctors.com/launch-dock](http://www.thedockdoctors.com/launch-dock)





Our heavy duty aluminum track floating docks and gangways are ideal for residential and commercial applications where the exposure requires a heavier duty system but does not necessarily require our custom galvanized steel truss floating docks.



- Readily available option for more exposed sites
- Ideal for commercial applications including municipalities, homeowner associations & children's summer camps
- Can be configured as an ADA accessible system
- 7" tall track frame allows for all components & accessories to be slid on dock system

*Above and inset: Heavy duty aluminum floating docks with composite decking and custom swim turn boards.*





Our spud anchor system is designed with a UHMW plastic sleeve material to eliminate metal to metal contact with the galvanized anchor pipe.



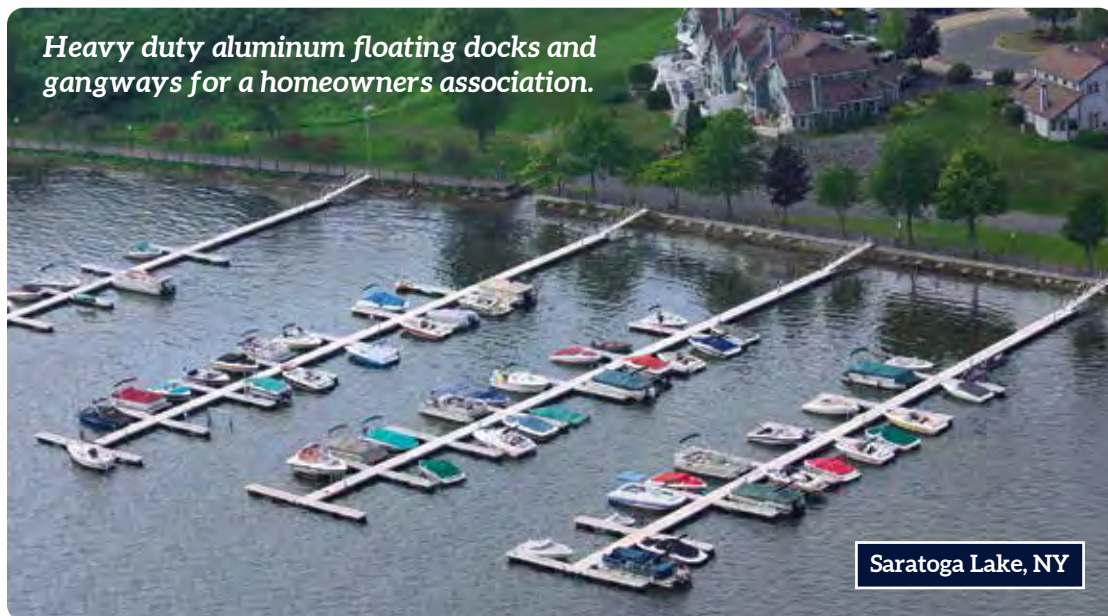


**Town of Crown Point, NY**

*Heavy duty aluminum floating docks and aluminum gangway.*



*Aluminum docks being welded in our Ferrisburgh, VT manufacturing facility.*



*Heavy duty aluminum floating docks and gangways for a homeowners association.*

**Saratoga Lake, NY**



*Final decking being installed at our production facility.*



Our commercial and industrial products are custom designed and fabricated to meet the needs of virtually any application, not only along the waterfront, but for a variety of industrial sites requiring specialty products. We specialize in the design and installation of products that are designed for restrictive parameters in relation to permitting, location, terrain, and limited space.



Colchester, VT



***We are experienced in working with all types of commercial entities on a variety of projects:***

- Municipalities
- Federal & State agencies
- Homeowner associations
- Commercial marina systems often designed as a phased replacement plan
- Hydro dam & utility companies
- Tidal & river floating dock systems aluminum or galvanized steel
- Wave attenuators
- Permanent pile docks & shore platforms
- Waterfront access systems stairs & hillside trolleys
- ADA compliant floating dock systems
- Wetland bridges & walkways
- Rowing dock systems



Lake George, NY

*Above: Commercial steel truss floating dock with black powder coated finish for public boat access launch at the Village of Lake George, NY.*

*Left: Commercial steel truss floating docks with Ipe decking at Lake Local Marina, Saratoga, NY.*



550 Marina, Saratoga, NY





Plattsburgh, NY



St. Albans, VT

*Above: Commercial steel truss floating dock at Burton Island State Park, St. Albans, VT.*

*Below: Commercial steel truss floating docks for tour boats at a municipal park.*



Hudson, NY





Vergennes, VT



Installation of floats onto galvanized dock frames.



Installation of decking.



Schenectady, NY

Above: Public day use facility Mohawk River.



Installation with our workboat "Doc".



*Mohawk Harbor*

Mohawk Harbor, Schenectady, NY



*Below: Installation by our professional crew with our sectional barge and crane.*









Using wave attenuators as part of your dock system provides additional slip space and increased revenue. Our galvanized steel wave attenuators are fabricated using a steel truss substructure and are designed for your site depending on the wind and wave exposure. Using our superior connection, anchoring and hinge systems, our wave attenuator is designed to withstand severe wave action.



*Above: Wave attenuators during production in our manufacturing facility.*



*Wave attenuator being installed.*



# Commercial Waterfront Construction

*We are experienced with all phases of commercial waterfront construction. We offer on-site consultations and conceptual layouts. Please contact us today to start planning your project.*



*We served as the general contractor for the Bolton Landing Municipal Pier revitalization project.*



*Fabricated and installed an industrial pile support structure with deep water bracing and erected metal building for NYSDEC Green Island Boat Facility.*





## Our Experience, Equipment & Services


We have the experienced staff, the necessary equipment and the specialty tooling to offer a full range of services for all of your waterfront needs.



"Doc Jr"

## Seasonal Services

Take the worry and hassle away with The Dock Doctors® seasonal service plan.



Pile driving typically from 4" to 12" in diameter (larger if necessary).



Specialty underwater tooling to install complex permanent underwater structures

Four portable workboats ranging from 17' to 40' in length.



"Doc" and our sectional barge with excavator

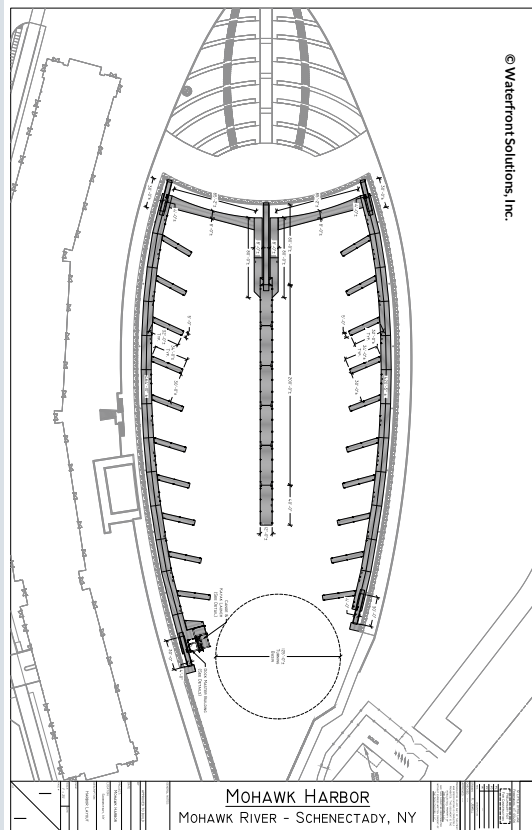




WATERFRONT SOLUTIONS is a consulting service available for residential sites, commercial, municipal and state agencies. Our specialty is working within challenging parameters with regard to topography, shoreline accessibility, exposure, heavy currents, wetlands and ADA accessibility.

## UNIQUE INNOVATIVE SOLUTIONS

*Concept • Design • Permitting*



### Our services include:

- Design Specifications for Bids
- Project Estimates for Architects, Municipal & Consulting Engineers & Land Planners
- Conceptual Designs
- Waterfront Surveys
- Anchoring Layout & Design
- Wind / Wave Analysis



### We perform Project Designs for:

- Complete Marina Systems
- Municipal Waterfront Development and/or Revitalization Projects
- Boat Launches
- Wave Attenuation
- ADA Accessible Projects
- Waterfront Access Systems
- Commercial Paddle Craft Launch Systems

**WATERFRONT SOLUTIONS**

**(802) 349-9580**

[info@waterfrontsolutions.net](mailto:info@waterfrontsolutions.net)

[www.waterfrontsolutions.net](http://www.waterfrontsolutions.net)



# The Dock Doctors<sup>®</sup>

LLC

Waterfront Specialists



Take a virtual tour at: [www.thedockdoctors.com/tour](http://www.thedockdoctors.com/tour)

**Vermont Showroom & Manufacturing Facility**  
19 Little Otter Lane, Route 7, Ferrisburgh, VT 05456

**Open Year-Round**

Monday–Friday: 9am–4:30pm

Saturday: 9am–1pm (April 4th thru July 25th)

Showrooms closed Memorial Day Weekend and 4th of July



**800-870-6756**  
[www.thedockdoctors.com](http://www.thedockdoctors.com)  
[info@thedockdoctors.com](mailto:info@thedockdoctors.com)



**Lake Placid / Saranac Lake Showroom**  
876 State Route 86, Ray Brook, NY 12977

**Seasonal Hours: June 2nd through August 29th**

Tuesday–Friday: 10am–4:30pm

Saturday: 9am–1pm

Showrooms closed Memorial Day Weekend and 4th of July