



Model KLL-100

Shown Above: Model KLL-100 for crafts up to 100 lbs.

Our KLL-400 model (see **B** on page 9) accommodates larger crafts such as the Hobie Mirage® Tandem.

## Kayak Lift & Launch

- Ladder Lift mounts to seawalls or permanent docks and have a lifting height of 6' (standard model) or 8' (tall model)
- Manual winch to raise and lower the platform *electric winch available for ladder models KLL-100 and KLL-400*
- Units without the ladder option offer 30" of lift height
- All models include boarding handle with built-in paddle hooks
- Sure-Step® UV resistant decking on platform
- Adjustable aluminum & vinyl bunks
- 100 lb. capacity lifts available with or without the ladder
- 400 lb. capacity lift available with ladder only



Watch a video of the kayak ladder lift at:  
[www.thedockdoctors.com/ladder-lift-launch](http://www.thedockdoctors.com/ladder-lift-launch)



Above: Sure-Step® decking on platform. Adjustable aluminum & vinyl bunks accommodate all kayaks, canoes & paddle boards (not designed for Jet skis).



**1** Lower launch platform and craft. **2** Transition down the ladder. **3** Board your craft. **4** Glide smoothly off.

## KAYAK LADDER LIFT & LAUNCH For sites with fluctuating water

Our Kayak Ladder Lift & Launch has a lifting height of 6' or 8' and mounts to seawalls or permanent docks. Includes manual winch, boarding handle, kayak leash and adjustable aluminum and vinyl bunks.

Model	Lifting Height	Max Craft Weight	ALUMINUM Price
<b>A</b> KLL-100-6S with manual winch	6 feet	100 lbs.	\$ 2,149
<b>A</b> KLL-100-8T with manual winch	8 feet	100 lbs.	\$ 2,549
<b>B</b> KLL-400-6S with manual winch	6 feet	400 lbs.	\$ 3,149
<b>B</b> KLL-400-8T with manual winch	8 feet	400 lbs.	\$ 3,549



Model KLL-100



Model KLL-400

## KAYAK LAUNCH: Dock Mounted

For docks that are a minimal distance off the water, our dock mounted Kayak Launch has a lifting height of 30". Includes manual winch, boarding handle, kayak leash and adjustable aluminum and vinyl bunks.

Model	Lifting Height	Max Craft Weight	ALUMINUM Price
<b>C</b> KDL-100 with manual winch	30"	100 lbs.	\$ 1,949



Model KDL-100

## OPTIONAL ACCESSORIES



Kayak Roller: \$170

*not available for use with top transition step*



Top Transition Step: \$265



Electric Winch\*:

A/C: \$495 D/C: \$495

\*Note: Prices are if purchased with a new lift. The price is \$575 when purchasing for an existing lift.

### Concrete Mounting Installation Kit (not shown)

*Includes parts for installation on concrete surface.*

KLL-100 Install Kit: (4) pieces of 5/8" threaded stainless steel rod with Epoxy tube; (4) stainless steel 1/2" nuts, flat & lock washers & Never-Seez®. \$99

KLL-400 Install Kit: (4) pieces of 5/8" threaded stainless steel rod with Epoxy tube; (4) stainless steel 5/8" nuts, flat & lock washers & Never-Seez®. \$109

*Note: installation will require an electric hammer drill with concrete bit sized accordingly for the rod listed above.*



*Our freestanding Launch Port is ideal for controlled bodies of water with minimal water fluctuation. The launch is at a fixed level and incorporated into our standard duty aluminum leg dock.*

*Above: Freestanding Launch Port System with optional dock-mounted kayak storage rack (sold separately on page 5).*

## Freestanding Launch Port System

- Ideal for controlled bodies of water with minimal fluctuation
- Fixed height non-skid Sure-Step® platform
- Non-marring Stoltz® rollers
- Variety of layouts available by adding more leg dock sections to accommodate individual sites
- Base unit includes: (1) 4' x 8' & (1) 4' x 10' standard duty aluminum leg dock sections with Sure-Step® decking
- Optional grab and launch rails offer more control when gliding on and off the launch platform



**Grab and launch rails**



**Easy-access boarding handle**

### FREESTANDING LAUNCH PORT Standard Duty Aluminum

*Base unit includes:  
(1) 4' x 8' & (1) 4' x 10' standard duty leg dock sections and (1) 4' x 12' launch ramp.*



Item	Price
Freestanding Launch Port System	\$ 4,300
Boarding handle (optional)	\$ 325
Grab and launch rails (optional)	\$ 550

*Pipe for upright supports sold separately pending water depth and lengths required.*



Watch a video of the launch port lift at:  
[www.thedockdoctors.com/launch-port-lift](http://www.thedockdoctors.com/launch-port-lift)



*Our Launch Port Lift is ideal for fluctuating water. This aluminum vertical lift with launch port raises and lowers up to 75" so the water is never out of reach.*

## Launch Port Lift

- Non-marring Stoltz® rollers
- Non-skid Sure-Step® platform
- Stainless steel fasteners & cables
- 30" handwheel raises & lowers the platform
- 18" adjustable legs (other lengths available)



Lifting Height	75"
Overall Width	73"
Overall Length	144"
Weight with platform	400 lbs.



**A**



**C**




**B**

- A** 30" handwheel easily raises & lowers the launch platform.
- B** Easy-access boarding handle (optional).
- C** Grab and launch rails (optional).

## LAUNCH PORT LIFT

Item	Price
Assembled	\$ 4,689
Unassembled	\$ 4,489
Boarding Handle (optional)	\$ 325
Grab and Launch Rails (optional)	\$ 550

# DOCK & LAUNCH: *Commercial Dock & Launch Systems*




Veterans Memorial Park, Bolton Landing, NY

- Heavy-duty system meets commercial & municipal quality standards with a 7" universal track-style frame and composite or lpe decking.
- Features boarding handle and grab and launch rails. Non-skid surface on the launch platform.
- Can be used as an independent launch, as a complete floating dock system, integrated into existing systems, or in conjunction with any of our floating dock systems.
- Optional transfer station for wheelchair to craft access. Optional ADA curbing and rails.



*Our floating add on kayak launch at The Basin Harbor Resort, Vergennes, VT.*

## Floating Kayak Launch



Boarding Handle  
for safe and easy boarding

### DOCK & LAUNCH SYSTEM

Heavy Duty Commercial

Featuring a 7" tall aluminum frame, and a 20'3" x 19' overall size, our heavy duty commercial dock and launch system includes:


- A** (1) main frame (7' x 19')
- B** (2) dock fingers (7' x 13'3")
- C** Launch ramp (4'4" x 15')  
with built in rollers & Sure-Step® non-skid decking
- D** Boarding handle
- E** Grab and launch rails

\*as low as  
**\$ 19,995**

\*Site conditions, anchoring & decking selection are necessary to determine final pricing. Please call for a free estimate on your project.

## Floating add on kayak launch

Ideal to add onto existing municipal or commercial floating dock systems that want to upgrade to provide a safer launching experience for paddlers. Please contact us or visit our website for additional information on this product.



# PADDLE & ROWING DOCKS: *Commercial or Residential*



Mirror Lake, Lake Placid, NY

*Our heavy duty, aluminum-frame paddle & rowing docks feature a modular design for a variety of layout options. Designed for commercial or residential applications.*

## Heavy Duty Aluminum Paddle & Rowing Docks

- 7" Aluminum Track Frame  
*(approximate – pending sections, size & decking choices)*
- 10"– 12" freeboard on Paddle Docks  
6"– 8" freeboard on Rowing Docks
- Heavy duty, stainless-steel connection hinges
- Optional powder coated frame
- Cedar decking standard
- Upgrade to Ipe hardwood or composite decking
- Foam filled black polyethylene floats
- Optional marine grade black vinyl edge fender
- Optional debris diverter protects the dock from floating debris often seen in river settings



*Heavy duty aluminum paddling dock with optional Ipe decking.*

PADDLE DOCKS		Heavy Duty Aluminum
Standard Size	Price	
8' x 20'	as low as <b>\$5,459</b>	
10' x 20'	as low as <b>\$6,669</b>	
8' x 16' ramp section	as low as <b>\$4,169</b>	
<p><i>Custom sizes and wider ramps available. Standard pricing includes aluminum frame, cedar decking and flotation. Site conditions, exposure, anchoring details and ramp requirements to be determined for final pricing.</i></p>		



*Powder coated paddling dock with our dock mounted kayak rack (sold separately on p. 5).*



Photo by Karen Bobotas



St. Paul's School, Concord, NH

## ROWING DOCKS

Heavy Duty Aluminum

Standard Size	Price
8' x 20'	as low as <b>\$5,459</b>
10' x 20'	as low as <b>\$6,669</b>
8' x 16' ramp section	as low as <b>\$4,169</b>
8' x 20' flared ramp section	as low as <b>\$5,555</b>

Custom sizes and wider ramps available. Standard pricing includes aluminum frame, cedar decking and flotation. Site conditions, exposure, anchoring details and ramp requirements to be determined for final pricing.

Accessories & Options	Price
<b>A</b> Wheel Kit (includes mounts, axle & (1) pair of wheels)	<b>\$ 829 /set</b>
<b>B</b> Angled Dock Ladder (aluminum)	<b>\$ 389</b>
<i>Items not shown:</i>	
Debris diverter (8' long)	as low as <b>\$ 2,729</b>
Debris diverter (10' long)	as low as <b>\$ 3,409</b>
Hinge connections	as low as <b>\$ 335 /set</b>
Edge Fender (black vinyl, installed on dock)	<b>\$ 10.<sup>25</sup> per lineal foot</b>



YMCA Camp Coniston, Croydon, NH

Axle & Wheel mounts for seasonal installation and removal.



Aluminum angled ladder.