

Designed for use in rough and deep water applications, our *mega duty steel truss leg and wheel docks* feature taller frames, longer and wider sections, and larger diameter upright supports. Available in two stock sizes (or contact us for custom size dock options).



Mega Duty Steel Truss Leg & Wheel Docks

- Designed for use in rough & deep water applications
- 11" tall galvanized steel truss frame
- 3" diameter upright supports
- Stocked in 6' x 20' & 8' x 20' sizes (custom sizes available)
- Adjustable leg stanchions built into frame
- Removable cedar or NyloDeck® composite decking panels
- Ipe hardwood or other composite decking options available





Lake Champlain

Above: Mega dock with NyloDeck® decking, aluminum gangway (see p. 41) and our ultimate boat lift with Sunbrella® canopy (see pages 60-63).

Sliding Boarding Step \$889
 Bridges the gap from your dock to your boat

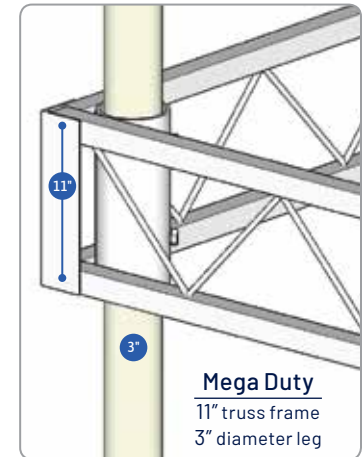
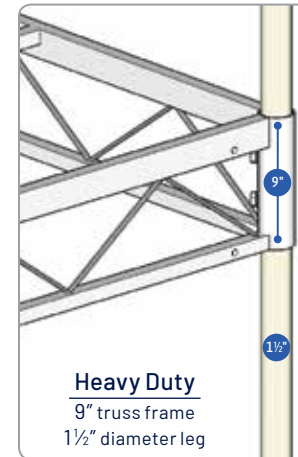
Remove the gap to transition safely to/from your boat. Securely attaches to your existing dock. Find out more at: www.thedockdoctors.com/boardingstep



Shelburne, VT

Our mega dock used as shoreside access to a custom floating dock (see our *Custom Catalog*).

Heavy Duty vs. Mega Duty Frames



Assembly Components

Connecting Brackets
each connection requires (4)
\$ 25.⁰⁰ each



Safety Cap
for 3" pipe
\$ 6.⁹⁵ each



Galvanized Pipe 3"
cut to length pending water depth
\$ 12.⁹⁵ per foot



Footpad
(galvanized steel)
\$ 49.⁰⁰ each

Dock Panel Securing Cord
\$ 5.²⁵ set of 4



Cross Braces
(not shown, optional stabilizes docks in deeper water)
\$ 175 (6' wide docks)
\$ 185 (8' wide docks)



Mega Dock Adjustment Kit
adjust the level of your dock with this kit that slides over the 3" leg pipe
\$ 439.⁰⁰ pair



6' x 20' mega duty steel truss docks with 3' x 24' aluminum gangway, (2) 1,250 vertical PWC lifts, and our 6,000 lb. Ultimate boat lift.


Mega Duty Steel Truss: Leg & Wheel Docks



see decking details on p. 13

Stock Size	Weight*
LEG DOCKS	
6' x 20'	400 lbs.
8' x 20'	480 lbs.

WHEEL KITS	
for 6' wide docks	\$ 439
for 8' wide docks	\$ 449

 Ipe hardwood & other composite decking also available as a special order.

Pricing includes dock frame and removable decking. Custom sizes available as a special order. The necessary assembly components are sold separately. *Weights do not include the decking.

	CEDAR	NYLODECK®
	Price	Price
	\$ 3,569	\$ 4,719
	\$ 4,769	\$ 6,269

***SALE**

5% off NyloDeck Stock docks
*see page 13 for sale details & restrictions.