

Our innovative **Kayak Lift & Launch** systems provide a smooth transition for you and your paddle craft to and from the water. Available with built-in ladder to accommodate seawalls or permanent docks or without the ladder for docks that are only a minimal distance off the water. For more information and to see a product video please visit our website at: [www.thedockdoctors.com/ladder-lift-launch](http://www.thedockdoctors.com/ladder-lift-launch)



▶ Watch a video of the kayak ladder lift at:  
[www.thedockdoctors.com/ladder-lift-launch](http://www.thedockdoctors.com/ladder-lift-launch)

**Model KLL-400**

Above: New model to accommodate larger crafts such as the Hobie Mirage® Tandem shown above.

Below: KLL-100 model shown with optional powder coated finish.

- Ladder Lift mounts to seawalls or permanent docks with a 6' lift height
- Manual winch to raise and lower the platform (electric winch available for ladder models KLL-100 and KLL-400)
- Units without the ladder option offer 30" of lift height
- All models include boarding handle with built-in paddle hooks
- Sure-Step® UV resistant decking on platform
- Adjustable aluminum & vinyl bunks
- 100 lb. capacity lifts available with or without the ladder
- 400 lb. capacity lift available with ladder only

Below: Sure-Step® decking on platform. Adjustable aluminum & vinyl bunks accommodate all kayaks, canoes & paddle boards (not designed for Jet skis).



## Kayak Ladder Lift & Launch

*For sites with fluctuating water*

Our Kayak Ladder Lift & Launch has a lifting height of 6' and mounts to seawalls or permanent docks. Available in standard marine-grade aluminum or powder coated white finish. Includes manual winch, boarding handle, kayak leash and adjustable aluminum & vinyl bunks.

Model	Maximum Craft Weight	aluminum	WHITE powder coated
		Price	Price
<b>A</b> KLL-100 with manual winch	100 lbs.	<b>\$ 2,099</b> <i>MSRP \$ 2,349</i>	<b>\$ 2,649</b> <i>MSRP \$ 2,900</i>
<b>B</b> KLL-400 with manual winch	400 lbs.	<b>\$ 3,099</b> <i>MSRP \$ 3,359</i>	<b>\$ 3,519</b> <i>MSRP \$ 3,839</i>



## Kayak Launch: Dock Mounted

For docks that are a minimal distance off the water, our dock mounted Kayak Launch has a lifting height of 30". Includes manual winch, boarding handle, kayak leash and adjustable aluminum & vinyl bunks.

Model	Maximum Craft Weight	aluminum
		Price
<b>C</b> KDL-100 with manual winch	100 lbs.	<b>\$ 1,899</b> <i>MSRP \$ 2,049</i>

## Optional Accessories



**Kayak Roller: \$160**

not available for use with top transition step



**Top Transition Step: \$255**



**Electric Winch**

A/C: \$475 D/C: \$475

## Concrete Mounting Installation Kit (not shown)

*Includes parts for installation on concrete surface.*

**KLL-100 Install Kit:** (4) pieces of 1/2" threaded stainless steel rod with Epoxy tube; (4) stainless steel 1/2" nuts, flat & lock washers & Never-Seez®. \$89

**KLL-400 Install Kit:** (4) pieces of 5/8" threaded stainless steel rod with Epoxy tube; (4) stainless steel 5/8" nuts, flat & lock washers & Never-Seez®. \$99

*Note: installation will require an electric hammer drill with concrete bit sized accordingly for the rod listed above.*



# Dock & Launch: Residential Small Craft Launch Systems

Our exclusive **Launch Port Systems** allow for easy water access when launching kayaks, canoes and paddle boards. Available as a lift unit (see page 18) that will raise and lower crafts (ideal for fluctuating water height) or a freestanding system (shown on this page) incorporated into our standard duty aluminum leg dock (launch is at a fixed level, designed for controlled bodies of water with minimal fluctuation).

## Freestanding Launch Port System

- Ideal for controlled bodies of water with minimal fluctuation
- Fixed height non-skid Sure-Step® platform
- Non-marring Stoltz® rollers
- Variety of layouts available by adding more leg dock sections to accommodate individual sites
- Base unit includes:  
(1) 4' x 8' & (1) 4' x 10' standard duty aluminum leg dock sections with attached Sure-Step® decking
- Optional grab & launch rails offer more control for gliding on and off the launch platform



Freestanding Launch Port System with optional dock-mounted kayak storage rack (sold on page 7).



Grab & launch rails



Easy-access boarding handle

## Freestanding Launch Port Standard Duty Aluminum

### Base unit includes:

(1) 4' x 8' & (1) 4' x 10' standard duty leg dock sections and (1) 4' x 12' launch ramp.

### Item

Freestanding Launch Port System

Boarding handle (optional)

Grab & launch rails (optional)

SURE-STEP®

### Price

\$ 4,099

\$ 309

\$ 525

Pipe for upright supports sold separately pending water depth and lengths required.

## Lower Access Platform for swimming & kayaking

Stationary leg docks are often quite a distance above the waters' surface, making accessing the water for swimming or kayaking very difficult. This lower access platform is designed to provide you with a safe transition to the water. If the distance is too far to step from your dock to the platform, utilize one of our aluminum ladders on the dock to safely transition to the lower platform.

- Designed to provide lower access for swimming or using your paddle crafts
- Add our aluminum ladder on your dock to transition down to the platform if needed
- Overall frame size is 15" wide × 9' 3" long (designed to be used alongside any 8–10' long dock with 1 1/2" support pipes).
- 5" tall aluminum frame with Sure-Step® flow-thru, anti-slip decking
- Adjustable sleeves slide over 1 1/2" support pipes

Lower Access Platform: \$ 695



*Disclaimer: To avoid tipping, the lower access platform must be installed on a leg dock system rather than a single dock as shown. Please contact us for more details.*

### Dock Ladders (sold separately)

One-piece, removable vertical ladder with 1 1/2" tubular aluminum frame and arched, slip resistant 4" treads for added comfort with bare feet.

**brown green black**  
other colors available upon request

Stock Size	C aluminum	D special order powder coated
3' ladder	\$ 219	\$ 339
4' ladder	\$ 239	\$ 365
5' ladder	\$ 259	\$ 389

Please allow additional order time for powder coated ladders.





# Dock & Launch: Residential Small Craft Launch Systems

▶ Watch a video of the launch port lift at: [www.thedockdoctors.com/launch-port-lift](http://www.thedockdoctors.com/launch-port-lift)



LAUNCH PORT LIFT	
Item	Price
Assembled	\$ 4,489
Unassembled	\$ 4,289
<i>optional items:</i>	
Boarding handle	\$ 309
Grab & launch rails	\$ 525

Our **Launch Port Lift** is ideal for fluctuating water. This aluminum vertical lift with launch port raises and lowers up to 75" so the water is never out of reach.

## Launch Port Lift

- Non-marring Stoltz rollers
- Non-skid Sure-Step® platform
- Stainless steel fasteners & cables
- 30" handwheel raises & lowers the platform
- 18" adjustable legs (other lengths available)

Lifting Height..... 75"  
 Overall Width..... 73"  
 Overall Length.... 144"  
 Weight..... 400 lbs  
 (with platform)



Non-marring Stoltz rollers for safe & easy launches & landings



30" handwheel easily raises & lowers the launch platform



Easy-access boarding handle (optional) & non-skid Sure-Step® platform



Our aluminum **Dock & Launch Systems** offer a modular design and multiple layout options. Use as an independent launch system, or as part of a complete dock system to accommodate your other waterfront activities. Available for both residential and commercial applications.

## DOCK & LAUNCH SYSTEM

Featuring a 5" tall aluminum frame, and 19' x 11'9" overall size, our medium duty dock and launch system includes:

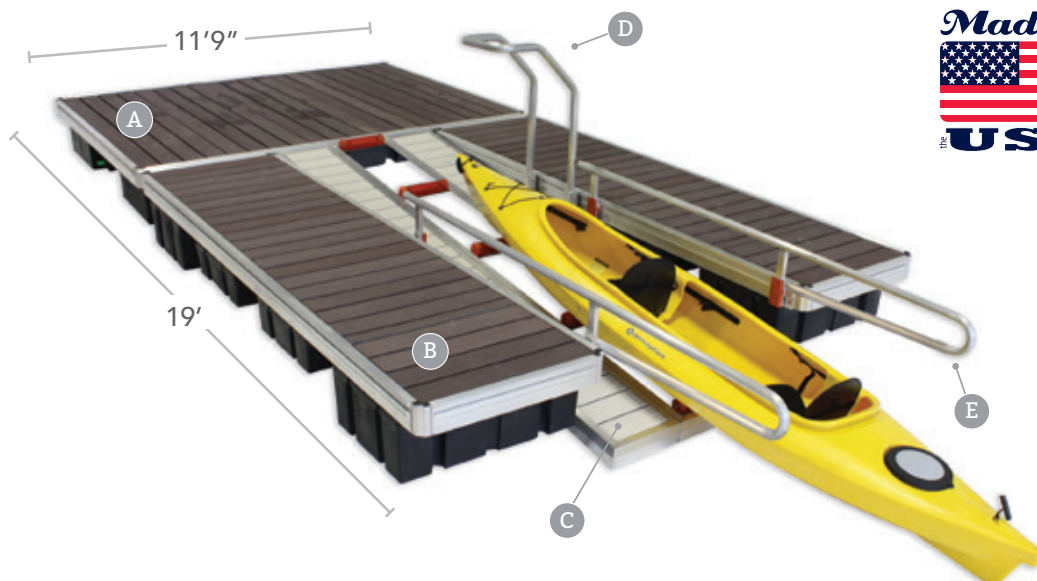
- A (1) main frame (7' x 11'9")
- B (2) dock fingers (3'6" x 12')
- C Launch ramp (4' x 12') with built in rollers & Sure-Step® decking
- D Boarding handle
- E Grab & launch rails

Medium Duty Aluminum

\*as low as  
\$ 9,720

\*Site conditions, anchoring & decking selection are necessary to determine final pricing. Please call for a free quote on your project.

- Foam filled black polyethylene floats
- Non-skid platform & non-marring Stoltz® rollers
- Boarding handle & grab & launch rails
- Can be used in conjunction with any of our floating dock systems
- 5" tall aluminum track frame
- Choose cedar or NyloDeck® composite decking on main platform & dock fingers (decking is secured directly to the 5" aluminum frame)
- Non-skid Sure-Step® surface on launch ramp (C)



Made in  
  
USA




# Dock & Launch: Commercial Dock & Launch Systems

Our floating aluminum **Commercial Dock & Launch System** offers a modular design and multiple layout options. With optional ADA curbing and handrails, this system meets commercial and municipal quality standards. Can be used as an independent launch system or in conjunction with any of our floating dock systems.




Henry Hudson Park, Bethlehem, NY

- Universal track-style aluminum frame & foam filled black polyethylene floats
- Non-marring Stoltz rollers
- Boarding handle & grab & launch rails
- Can be used in conjunction with any of our floating dock systems
- 7" tall aluminum track frame
- This system meets commercial & municipal quality standards
- Non-skid Sure-Step® surface on launch ramp (C)
- ADA curbing & rails optional
- We qualify as a Woman-Owned Small Business under requirements dictated by commercial & municipal entities







Boarding Handle  
for safe and easy boarding

**DOCK & LAUNCH SYSTEM** Heavy Duty Commercial

Featuring a 7" tall aluminum frame, and a 20'3" x 19' overall size, our heavy duty commercial dock and launch system includes:


- A** (1) main frame (7' x 19')
- B** (2) dock fingers (7' x 13'3")
- C** Launch ramp (4'4" x 15')  
with built in rollers & Sure-Step® non-skid decking
- D** Boarding handle
- E** Grab & launch rails

\*as low as  
**\$ 19,479**

*\*Site conditions, anchoring & decking selection are necessary to determine final pricing. Please call for a free quote on your project.*

**Floating add on kayak launch**

Ideal to add onto existing municipal or commercial floating dock systems that want to upgrade to provide a safer launching experience for paddlers. Please contact us or visit our website for additional information on this product.





# Paddle & Rowing Docks: Commercial or Residential applications

Our heavy duty, **aluminum-frame paddle & rowing docks** feature a modular design for a variety of layout options. Designed for commercial or residential applications.



## Heavy Duty Aluminum Paddle & Rowing Docks

- 7" Aluminum Track Frame with 6"-10" freeboard (approximate – pending sections, size & decking choices)
- Modular design for a variety of layout options
- Heavy duty, stainless-steel connection hinges
- Optional powder coated frame
- Cedar or NyloDeck® composite decking (Ipe hardwood decking also available)
- Foam filled black polyethylene floats
- Optional marine grade black vinyl edge fender
- Optional debris diverter protects the dock from floating debris often seen in river settings



Powder coated heavy duty aluminum paddling dock with dock mounted kayak rack.

## Paddle Docks Heavy Duty Aluminum

Standard Size	Price
8' x 20'	as low as \$5,199
10' x 20'	as low as \$6,450
8' x 16' ramp section	as low as \$3,969

Custom sizes and wider ramps available. Standard pricing includes aluminum frame, cedar decking and flotation. Site conditions, exposure, anchoring details and ramp requirements to be determined for final pricing.







Photo by Karen Bobotas



St. Paul's School, Concord, NH

## Rowing Docks Heavy Duty Aluminum

Standard Size	Price
8' x 20'	as low as \$ 5,199
10' x 20'	as low as \$ 6,450
8' x 16' ramp section	as low as \$ 3,969
8' x 20' flared ramp section	as low as \$ 5,290

Custom sizes and wider ramps available. Standard pricing includes aluminum frame, cedar decking and flotation. Site conditions, exposure, anchoring details and ramp requirements to be determined for final pricing.

### Accessories & Options:


- A** Wheel Kit ..... \$ 789 / set
- A** Tongue Kit (includes jack) ..... \$ 419
- B** Motor Mount (motor not included) ..... \$ 229
- C** Angled Dock Ladder (aluminum finish) ..... \$ 369
- C** Angled Dock Ladder (powder coated finish) ..... \$ 489

Items not shown - and/or call for more details:

- Debris diverter 8' long ..... as low as \$ 2,599
- Debris diverter 10' long ..... as low as \$ 3,249
- Hinge connections ..... as low as \$ 319/ set
- Edge fender (black vinyl)



Move your rowing dock with ease by land or water with our optional wheel and tongue assembly or motor mount.



Angled ladder - available in marine-grade aluminum or powder coated finish.