



Our **medium duty aluminum floating docks** feature our “aluminum track” frame - allowing for easy mounting of hardware and accessories. These pre-manufactured “stock” docks are readily available for pick up, delivery or installation and are designed to be easily installed for the do-it-yourselfer.



Schroon Lake, NY

Medium duty aluminum floating docks with cedar decking, spud pole anchors, vertical fenders and mooring whips.

Medium Duty Aluminum Floating Docks

- Used in residential & light commercial applications
- Exclusively designed frame by **The Dock Doctors®**
- Universal track-style 5" tall aluminum frame allows for easy mounting of hardware & accessories
- Removable decking in cedar, aluminum or NyloDeck® composite
- Commercial grade, watertight, polyethylene shell floats (100% sealed with an expanded polystyrene foam)



T-shaped medium duty floating dock with float frame to support the ramp; the float frame is adjusted during installation based on the pitch of the ramp.

Our heavy duty aluminum docks are ideal for sites with more exposure (see pages 4–5 in our custom catalog).



Vertical Fender
spud anchor mounted

Vertical fenders designed to attach to either the spud anchor bracket (above) or dock frame (below) – see page 10.



Vertical Fender
track mounted



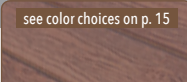
Washington, NH



FREE
delivery
see page 3
for details

Medium Duty Aluminum Floating

see decking details on p. 15

Size	Weight*			 see color choices on p. 15
		CEDAR Price	ALUMINUM Price	NYLODECK® Price
FLOATING DOCKS				
4' x 12'	225 lbs.	\$ 1,399	\$ 1,699	\$ 1,865
4' x 16'	260 lbs.	\$ 1,749	\$ 2,149	\$ 2,375
6' x 12'	270 lbs.	\$ 1,885	\$ 2,355	\$ 2,589
6' x 16'	350 lbs.	\$ 2,362	\$ 2,969	\$ 3,309
8' x 12'	410 lbs.	\$ 2,325	\$ 2,929	\$ 3,269
8' x 16'	483 lbs.	\$ 2,869	\$ 3,675	\$ 4,119



Pricing includes frame, decking and flotation. Anchoring, connecting hardware and shore mount sold separately. Note: Docks used as a shore ramp may require adjustable float frame and shore connection pending layout. *Weights do not include the decking.

Assembly Components

Hinge Connector Kits


hinge connector kits include bushing, stainless steel pins, wear and dampener system and protective cap (cap not shown)




- \$ 157
(for 4' wide docks)
- \$ 162
(for 6' wide docks)
- \$ 167
(for 8' wide docks)



Anchor Mounts
Spud Pole \$ 210
pipe sold separately



Chain Tube \$ 109
chain for anchoring
sold separately



Our gangways are available with minimal time frames in any length / width





5' x 80' ADA compliant gangway for NYSDEC boat launch in Crown Point, NY. Please contact us for a free quote & site visit for your project.



4' x 30' gangway during manufacturing

Aluminum Gangways

see decking details on p. 15

Size	Weight*		
		CEDAR Price	ALUMINUM Price
RESIDENTIAL			
3' x 24'	295 lbs.	\$ 2,959	\$ 3,425
COMMERCIAL			
3' x 24'	400 lbs.	\$ 3,599	\$ 4,069
4' x 18'	470 lbs.	n/a	\$ 4,165
4' x 24'	610 lbs.	n/a	\$ 5,390
4' x 30'	760 lbs.	n/a	\$ 6,485
custom size & length with minimal time-frames		please call	please call

Pricing for all gangways includes decking and handrails. Commercial quality gangways are readily available in any length and with other types of decking; please call for pricing. Hinge connections and shore mounts sold separately.

**Weights listed do not include the decking.*

*Our **aluminum-frame paddle docks** feature heavy duty aluminum frames suitable for commercial or residential applications. Their modular design allow for a variety of layout options.*



Lake Pauline, Ludlow, VT

Heavy Duty Aluminum Paddle Docks

- 7" Aluminum Track Frame with 6"-10" freeboard (approximate – pending sections, size & decking choices)
- Heavy duty, stainless-steel connection hinges
- Optional powder coated frame
- Cedar or NyloDeck® composite decking
- Foam filled black polyethylene floats
- Optional marine-grade black vinyl edge fender
- Optional debris diverter protects the dock from floating debris often seen in river settings



Optional angled ladder



Spud pole anchor example

Paddle Docks Heavy Duty Aluminum

Standard Size	Price
8' x 20'	as low as \$5,199
10' x 20'	as low as \$6,450
8' x 16' ramp section	as low as \$3,969

Custom sizes and wider ramps available. Standard pricing includes aluminum frame, cedar decking and flotation. Site conditions, exposure, anchoring details and ramp requirements to be determined for final pricing.



Croton on Hudson, NY

Powder coated heavy duty aluminum paddling dock with dock mounted kayak rack.



Mirror Lake, Lake Placid, NY

Paddle dock shown with NyloDeck® composite decking & powder coated finish.



Our **heavy duty, aluminum-frame rowing docks** feature a modular design for a variety of layout options. Designed for commercial or residential applications.

Photo by Karen Bobotas



St. Paul's School, Concord, NH

Heavy Duty Aluminum Rowing Docks

- 7" Aluminum Track Frame with 6" freeboard
- Heavy duty, stainless-steel connection hinges
- Modular track-style frame allows easy additions of optional components and multiple layout options
- Cedar or NyloDeck® composite decking (Ipe hardwood decking also available)
- Foam filled black polyethylene floats
- Optional marine grade black vinyl edge fender
- Optional debris diverter protects the dock from floating debris often seen in river settings

Rondout Rowing Club, Kingston, NY



Rowing Docks

Heavy Duty Aluminum

Standard Size	Price
8' x 20'	as low as \$ 5,199
10' x 20'	as low as \$ 6,450
8' x 16' ramp section	as low as \$ 3,969
8' x 20' flared ramp section	as low as \$ 5,290

Custom sizes and wider ramps available. Standard pricing includes aluminum frame, cedar decking and flotation. Site conditions, exposure, anchoring details and ramp requirements to be determined for final pricing.

Accessories & Options:

A Wheel Kit	\$ 789 / set
B Angled Dock Ladder (aluminum finish)	\$ 369
B Angled Dock Ladder (powder coated finish)	\$ 489
C Tongue Kit (includes jack)	\$ 419
D Motor Mount (motor not included)	\$ 229

Items not shown - and/or call for more details:


Debris diverter 8' long	as low as \$ 2,599
Debris diverter 10' long	as low as \$ 3,249
Hinge connections	as low as \$ 319/ set
Edge fender (black vinyl)	



Rowing Dock Accessories



Axle & Wheel mounts for seasonal installation and removal.



Angled ladder - available in marine-grade aluminum or powder coated finish.



Move your rowing dock with ease by land or water with our optional wheel and tongue assembly or motor mount.

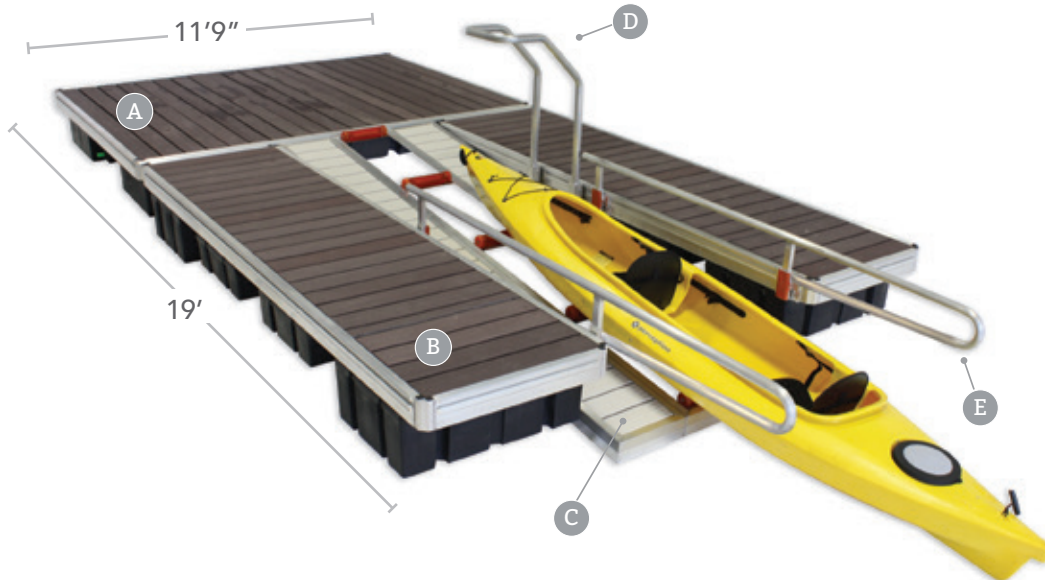


Our aluminum **Dock & Launch Systems** offer a modular design and multiple layout options for both residential and commercial applications. Use as an independent launch system, or as part of a complete dock system to accommodate your other waterfront activities, including swimming, lounging and boating.



Residential Dock & Launch System

- Foam filled black polyethylene floats
- Non-skid platform & non-marring Stoltz® rollers
- Boarding handle & grab & launch rails
- Can be used in conjunction with any of our floating dock systems
- 5" tall aluminum track frame
- Choose cedar or NyloDeck® composite decking on main platform & dock fingers (decking is secured directly to the 5" aluminum frame)
- Non-skid Sure-Step® surface on launch ramp (C)



Dock & Launch System Medium Duty Aluminum

Featuring a 5" tall aluminum frame, and 19' x 11'9" overall size, our typical medium duty dock & launch system includes:

- (A) (1) main frame (7' x 11'9") with cedar decking
- (B) (2) dock fingers (3'6" x 12') with cedar decking
- (C) Launch ramp (4' x 12') with built in rollers & Sure-Step® decking
- (D) Boarding handle (E) Grab & launch rails

*Site conditions, anchoring & decking selection are necessary to determine final pricing. Please call for a free quote on your project.



*as low as
\$ 9,720


Commercial Launch Systems



See pages 50–51 in our CUSTOM catalog for more details.

Floating add on kayak launch

Ideal to add onto existing municipal or commercial floating dock systems that want to upgrade to provide a safer launching experience for paddlers. See our [Paddle Products](#) catalog, or visit our website for additional information on this product.



For more information on our launch products, visit our website at: www.thedockdoctors.com/launch-docks


Freestanding Launch Port System



- Ideal for controlled bodies of water with minimal fluctuation
- Non-marring Stoltz® rollers
- Variety of layouts available by adding more leg dock sections to accommodate individual sites
- Optional grab & launch rails offer more control for gliding on and off the launch platform
- See our [Paddle Products](#) catalog or visit our website for more details



Easy-access boarding handle



Grab & launch rails

Freestanding Launch Port Standard Duty Aluminum

Base unit includes:

(1) 4' × 8' & (1) 4' × 10' standard duty leg dock sections and (1) 4' × 12' launch ramp.

Item

Freestanding Launch Port System

Boarding handle (optional)

Grab & launch rails (optional)

SURE-STEP®	
Item	Price
Freestanding Launch Port System	\$ 4,099
Boarding handle (optional)	\$ 309
Grab & launch rails (optional)	\$ 525

SURE-STEP®

Price

\$ 4,099

\$ 309

\$ 525